



## TOP 14 - SAISON 2012-2013 - RESULTATS &amp; CLASSEMENTS

13 eme Journée

Résultats Journée : J13 - 21/22 DEC. 2012

Prochaine Journée J14 - 29/30 DEC.

|           |                 |    |   |    |                 |
|-----------|-----------------|----|---|----|-----------------|
| <b>Bo</b> | CASTRES         | 31 | - | 10 | RACING-METRO 92 |
| <b>Bd</b> | AGEN            | 9  | - | 15 | TOULON          |
|           | GRENOBLE        | 15 | - | 6  | TOULOUSE        |
|           | PERPIGNAN       | 30 | - | 19 | MONTPELLIER     |
| <b>Bd</b> | BORDEAUX-BEGLES | 24 | - | 28 | CLERMONT        |
|           | SF PARIS        | 36 | - | 23 | BIARRITZ        |
| <b>Bo</b> | BAYONNE         | 39 | - | 13 | MONT-DE-MARSAN  |

|                 |   |                 |
|-----------------|---|-----------------|
| CLERMONT        | - | BAYONNE         |
| CASTRES         | - | TOULOUSE        |
| MONT-DE-MARSAN  | - | BIARRITZ        |
| RACING-METRO 92 | - | AGEN            |
| MONTPELLIER     | - | SF PARIS        |
| TOULON          | - | PERPIGNAN       |
| GRENOBLE        | - | BORDEAUX-BEGLES |

Statistiques Matches Journée : J13

| Match           | Pts | Essais marqués | Penalités marquées | Drop | Echecs Tirs | Réussite | Franchis. | Passes | Turn-over concédés | Penalités concédées | Plaquages | Cartons J | Cartons R | Affluence |
|-----------------|-----|----------------|--------------------|------|-------------|----------|-----------|--------|--------------------|---------------------|-----------|-----------|-----------|-----------|
| CASTRES         | 31  | 4              | 1                  | 0    | 2           | 71%      | 5         | 92     | 12                 | 14                  | 91        | 0         | 0         | 8122      |
| RACING-METRO 92 | 10  | 1              | 1                  | 0    | 3           | 40%      | 4         | 135    | 22                 | 8                   | 66        | 0         | 0         |           |
| AGEN            | 9   | 0              | 3                  | 0    | 1           | 75%      | 1         | 68     | 12                 | 17                  | 106       | 0         | 0         | 10537     |
| TOULON          | 15  | 0              | 4                  | 1    | 3           | 57%      | 4         | 105    | 15                 | 10                  | 65        | 0         | 0         |           |
| GRENOBLE        | 15  | 0              | 5                  | 0    | 2           | 71%      | 1         | 48     | 5                  | 12                  | 100       | 0         | 0         | 19740     |
| TOULOUSE        | 6   | 0              | 2                  | 0    | 1           | 67%      | 0         | 121    | 15                 | 15                  | 47        | 0         | 0         |           |
| PERPIGNAN       | 30  | 2              | 5                  | 1    | 1           | 86%      | 12        | 112    | 15                 | 10                  | 96        | 1         | 0         | 12243     |
| MONTPELLIER     | 19  | 1              | 4                  | 0    | 1           | 83%      | 3         | 89     | 13                 | 13                  | 125       | 1         | 0         |           |
| BORDEAUX-BEGLES | 24  | 2              | 3                  | 1    | 1           | 80%      | 3         | 80     | 16                 | 13                  | 102       | 1         | 0         | 9450      |
| CLERMONT        | 28  | 1              | 5                  | 2    | 0           | 100%     | 3         | 81     | 6                  | 14                  | 54        | 1         | 0         |           |
| SF PARIS        | 36  | 2              | 7                  | 1    | 1           | 89%      | 3         | 113    | 9                  | 9                   | 68        | 1         | 0         | 4000      |
| BIARRITZ        | 23  | 2              | 3                  | 0    | 1           | 83%      | 6         | 121    | 22                 | 13                  | 75        | 1         | 0         |           |
| BAYONNE         | 39  | 5              | 2                  | 0    | 2           | 75%      | 6         | 92     | 13                 | 13                  | 108       | 0         | 0         | 13417     |
| MONT-DE-MARSAN  | 13  | 1              | 2                  | 0    | 0           | 100%     | 5         | 137    | 18                 | 14                  | 82        | 0         | 0         |           |

Saison Régulière - Synthèse Résultats

|                 | AGEN  | BAYONNE | BIARRITZ | BORDEAUX-BEGLES | CASTRES | CLERMONT | GRENOBLE | MONT-DE-MARSAN | MONTPELLIER | PERPIGNAN | RACING-METRO 92 | SF PARIS | TOULON | TOULOUSE |
|-----------------|-------|---------|----------|-----------------|---------|----------|----------|----------------|-------------|-----------|-----------------|----------|--------|----------|
| AGEN            | -     | -       | 19-25    | 19-15           | 14-22   | 11-18    | 32-26    | -              | -           | -         | 20-24           | -        | 9-15   | -        |
| BAYONNE         | 37-16 | -       | -        | 22-11           | -       | 6-13     | -        | 39-13          | -           | -         | 18-25           | 24-11    | -      | 6-35     |
| BIARRITZ        | -     | 15-16   | -        | 25-22           | -       | -        | -        | 35-10          | 27-8        | 15-3      | -               | -        | 9-36   | 22-17    |
| BORDEAUX-BEGLES | -     | -       | -        | -               | 13-16   | 24-28    | 28-29    | -              | 15-23       | 26-22     | -               | 30-22    | -      | 32-34    |
| CASTRES         | -     | 31-10   | 28-13    | -               | -       | 16-13    | 30-13    | -              | -           | 38-36     | 31-10           | -        | -      | -        |
| CLERMONT        | -     | -       | 19-12    | -               | -       | -        | 44-20    | -              | -           | 53-31     | 13-12           | 28-25    | 24-21  | -        |
| GRENOBLE        | -     | 9-6     | 34-21    | -               | -       | -        | -        | 52-7           | -           | 28-23     | 27-13           | 26-12    | -      | 15-6     |
| MONT-DE-MARSAN  | 16-28 | -       | -        | 12-17           | 15-31   | 6-14     | -        | -              | -           | -         | -               | 28-30    | 15-29  | -        |
| MONTPELLIER     | 32-15 | 29-22   | -        | -               | 19-12   | 13-8     | 23-6     | 32-16          | -           | -         | -               | -        | 25-32  | -        |
| PERPIGNAN       | 39-13 | 18-13   | -        | -               | -       | -        | -        | 15-6           | 30-19       | -         | 17-13           | -        | 15-21  | 34-20    |
| RACING-METRO 92 | -     | -       | 13-12    | 18-7            | -       | -        | -        | 16-17          | 12-16       | -         | -               | 23-15    | 21-23  | -        |
| SF PARIS        | 20-13 | -       | 36-23    | -               | 20-20   | -        | -        | -              | 32-16       | 34-24     | -               | -        | -      | 28-24    |
| TOULON          | -     | 59-0    | -        | 42-12           | 33-12   | -        | 39-3     | -              | -           | -         | -               | 24-19    | -      | -        |
| TOULOUSE        | 62-13 | -       | -        | -               | 23-22   | 30-22    | -        | 37-22          | 27-9        | -         | 32-13           | -        | 32-9   | -        |

Calendrier Prochains matchs

J14 - 29/30 DEC.

CLERMONT - BAYONNE  
 CASTRES - TOULOUSE  
 MONT-DE-MARSAN - BIARRITZ  
 RACING-METRO 92 - AGEN  
 MONTPELLIER - SF PARIS  
 TOULON - PERPIGNAN  
 GRENOBLE - BORDEAUX-BEGLES

J15 - 5 JAN.

BIARRITZ - AGEN  
 CLERMONT - MONTPELLIER  
 MONT-DE-MARSAN - TOULOUSE  
 GRENOBLE - CASTRES  
 TOULON - RACING-METRO 92  
 SF PARIS - BAYONNE  
 PERPIGNAN - BORDEAUX-BEGLES

J16 - 25 JAN.

BAYONNE - CASTRES  
 TOULOUSE - BIARRITZ  
 SF PARIS - GRENOBLE  
 PERPIGNAN - CLERMONT  
 AGEN - MONTPELLIER  
 TOULON - MONT-DE-MARSAN  
 BORDEAUX-BEGLES - RACING-METRO 92

**Saison Régulière - Classement Général** 13<sup>eme</sup> Journée

| Equipe               | Pts       | Mat.      | G        | N        | P        | BO       | BD       | +          | -          | Dif.     | Cartons  |          |
|----------------------|-----------|-----------|----------|----------|----------|----------|----------|------------|------------|----------|----------|----------|
|                      |           |           |          |          |          |          |          |            |            |          | Jaune    | Rouge    |
| 1 → TOULON           | 51        | 13        | 11       | 0        | 2        | 6        | 1        | 383        | 196        | 187      | 8        | 0        |
| 2 ↗ CLERMONT         | 44        | 13        | 10       | 0        | 3        | 2        | 2        | 297        | 227        | 70       | 10       | 0        |
| 3 ↘ TOULOUSE         | 42        | 13        | 9        | 0        | 4        | 4        | 2        | 379        | 247        | 132      | 7        | 0        |
| 4 → CASTRES          | 42        | 13        | 9        | 1        | 3        | 2        | 2        | 309        | 232        | 77       | 10       | 1        |
| 5 → MONTPELLIER      | 36        | 13        | 8        | 0        | 5        | 3        | 1        | 264        | 254        | 10       | 10       | 0        |
| 6 → GRENOBLE         | 34        | 13        | 8        | 0        | 5        | 1        | 1        | 288        | 284        | 4        | 13       | 0        |
| 7 ↗ PERPIGNAN        | 30        | 13        | 6        | 0        | 7        | 2        | 4        | 307        | 299        | 8        | 8        | 0        |
| 8 ↗ <b>SF PARIS</b>  | <b>28</b> | <b>13</b> | <b>6</b> | <b>1</b> | <b>6</b> | <b>0</b> | <b>2</b> | <b>304</b> | <b>303</b> | <b>1</b> | <b>8</b> | <b>0</b> |
| 9 ↘ BIARRITZ         | 28        | 13        | 6        | 0        | 7        | 1        | 3        | 254        | 261        | -7       | 10       | 0        |
| 10 ↗ BAYONNE         | 26        | 13        | 5        | 0        | 8        | 1        | 5        | 219        | 285        | -66      | 9        | 0        |
| 11 ↘ RACING-METRO 92 | 25        | 13        | 5        | 0        | 8        | 0        | 5        | 213        | 248        | -35      | 12       | 0        |
| 12 → BORDEAUX-BEGLES | 18        | 13        | 3        | 0        | 10       | 0        | 6        | 252        | 312        | -60      | 15       | 1        |
| 13 → AGEN            | 17        | 13        | 3        | 0        | 10       | 0        | 5        | 222        | 351        | -129     | 14       | 1        |
| 14 → MONT-DE-MARSAN  | 6         | 13        | 1        | 0        | 12       | 0        | 2        | 183        | 375        | -192     | 18       | 1        |

Qualification 1/2 Finale

Qualification Barrages

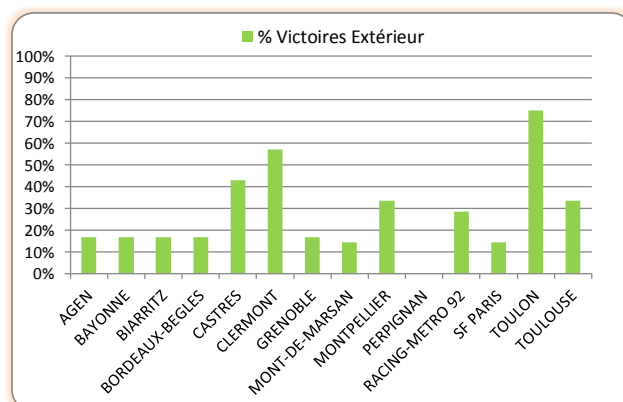
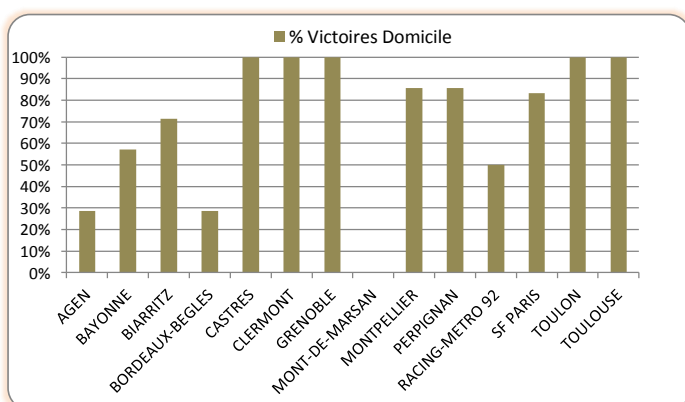
Descente en PRO D2

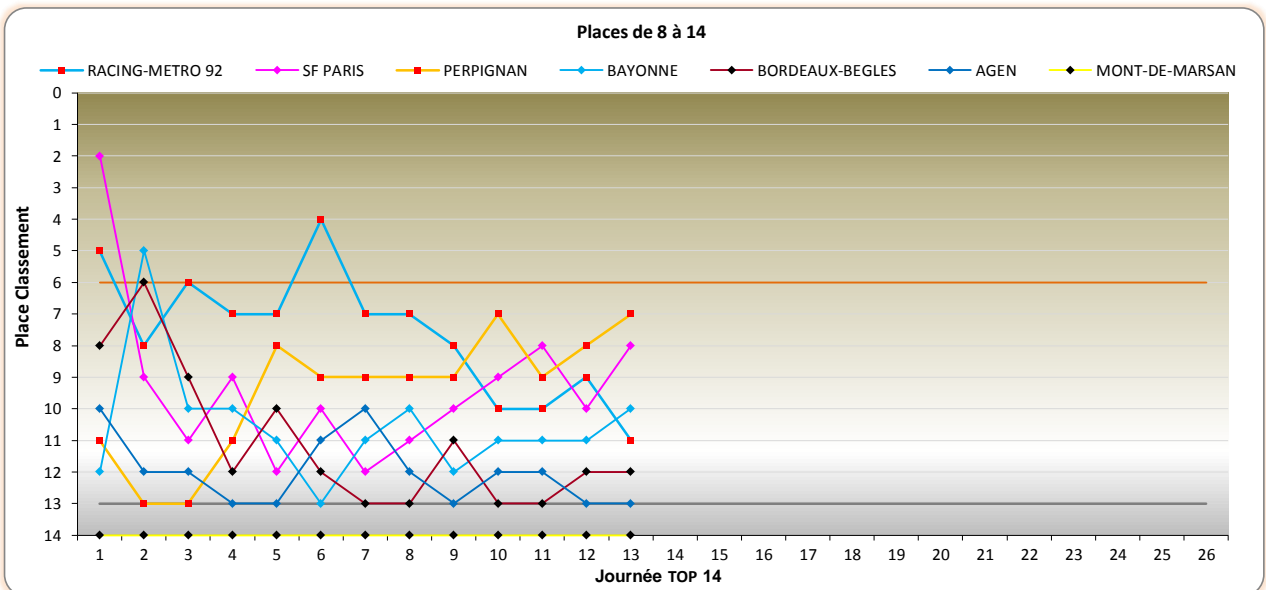
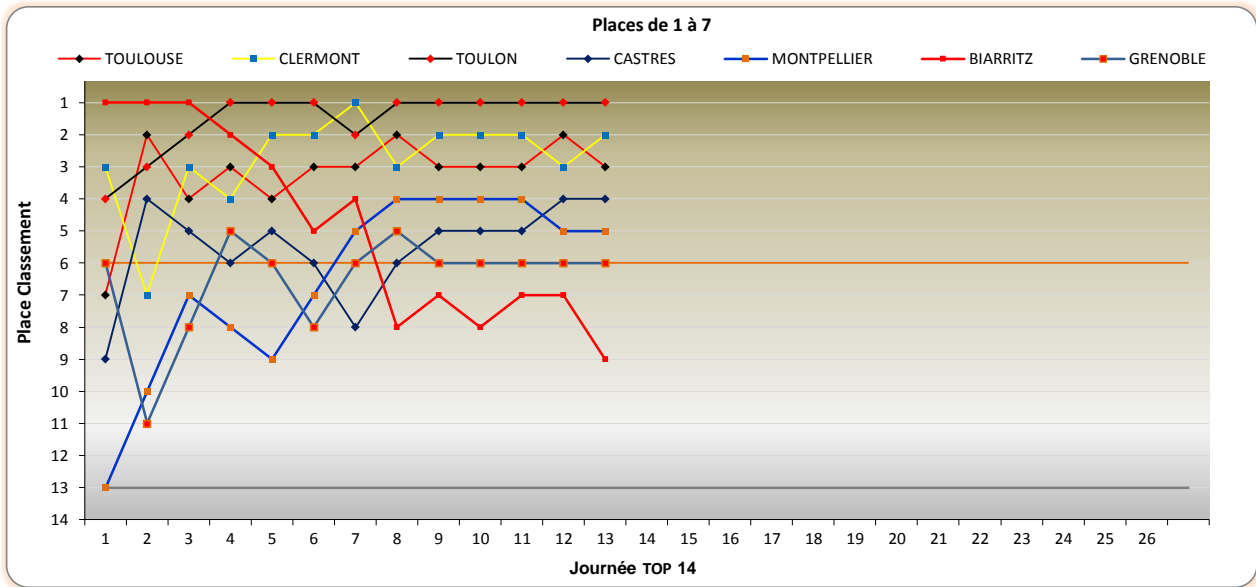
**Classement Domicile**

| Equipe             | Pts       | Mat      | G        | N        | P        | +          | -          |
|--------------------|-----------|----------|----------|----------|----------|------------|------------|
| 1 TOULOUSE         | 31        | 7        | 7        | 0        | 0        | 243        | 110        |
| 2 GRENOBLE         | 29        | 7        | 7        | 0        | 0        | 191        | 88         |
| 3 PERPIGNAN        | 27        | 7        | 6        | 0        | 1        | 168        | 105        |
| 4 MONTPELLIER      | 27        | 7        | 6        | 0        | 1        | 173        | 111        |
| 5 CLERMONT         | 26        | 6        | 6        | 0        | 0        | 181        | 121        |
| 6 CASTRES          | 25        | 6        | 6        | 0        | 0        | 174        | 95         |
| 7 TOULON           | 24        | 5        | 5        | 0        | 0        | 197        | 46         |
| 8 <b>SF PARIS</b>  | <b>22</b> | <b>6</b> | <b>5</b> | <b>1</b> | <b>0</b> | <b>170</b> | <b>120</b> |
| 9 BIARRITZ         | 22        | 7        | 5        | 0        | 2        | 148        | 112        |
| 10 BAYONNE         | 19        | 7        | 4        | 0        | 3        | 152        | 124        |
| 11 RACING-METRO 92 | 15        | 6        | 3        | 0        | 3        | 103        | 90         |
| 12 BORDEAUX-BEGLES | 12        | 7        | 2        | 0        | 5        | 168        | 174        |
| 13 AGEN            | 12        | 7        | 2        | 0        | 5        | 124        | 145        |
| 14 MONT-DE-MARSAN  | 2         | 6        | 0        | 0        | 6        | 92         | 149        |

**Classement Extérieur**

| Equipe             | Pts      | Mat      | G        | N        | P        | +          | -          |
|--------------------|----------|----------|----------|----------|----------|------------|------------|
| 1 TOULON           | 27       | 8        | 6        | 0        | 2        | 186        | 150        |
| 2 CLERMONT         | 18       | 7        | 4        | 0        | 3        | 116        | 106        |
| 3 CASTRES          | 17       | 7        | 3        | 1        | 3        | 135        | 137        |
| 4 TOULOUSE         | 11       | 6        | 2        | 0        | 4        | 136        | 137        |
| 5 RACING-METRO 92  | 10       | 7        | 2        | 0        | 5        | 110        | 158        |
| 6 MONTPELLIER      | 9        | 6        | 2        | 0        | 4        | 91         | 143        |
| 7 BAYONNE          | 7        | 6        | 1        | 0        | 5        | 67         | 161        |
| 8 BIARRITZ         | 6        | 6        | 1        | 0        | 5        | 106        | 149        |
| 9 <b>SF PARIS</b>  | <b>6</b> | <b>7</b> | <b>1</b> | <b>0</b> | <b>6</b> | <b>134</b> | <b>183</b> |
| 10 BORDEAUX-BEGLES | 6        | 6        | 1        | 0        | 5        | 84         | 138        |
| 11 GRENOBLE        | 5        | 6        | 1        | 0        | 5        | 97         | 196        |
| 12 AGEN            | 5        | 6        | 1        | 0        | 5        | 98         | 206        |
| 13 MONT-DE-MARSAN  | 4        | 7        | 1        | 0        | 6        | 91         | 226        |
| 14 PERPIGNAN       | 3        | 6        | 0        | 0        | 6        | 139        | 194        |





## Saison Régulière - Bilan / Journée

13 eme Journée

| Journée            | Pts         | BO.       | BD.       | Essais     |            | Pénalités   |             | % Réus. Tirs* | Drops     | Cartons    |          | Affluence        |         |
|--------------------|-------------|-----------|-----------|------------|------------|-------------|-------------|---------------|-----------|------------|----------|------------------|---------|
|                    |             |           |           | Marqués    | Transf.    | Tentées     | Réussies    |               |           | Jaune      | Rouge    | Total            | Moyenne |
| J1                 | 294         | 1         | 5         | 17         | 13         | 80          | 58          | 73,2          | 3         | 17         | 0        | 80 775           | 11 539  |
| J2                 | 294         | 1         | 4         | 20         | 16         | 72          | 50          | 71,7          | 4         | 22         | 1        | 79 424           | 11 346  |
| J3                 | 318         | 3         | 1         | 27         | 21         | 67          | 47          | 72,3          | 0         | 7          | 0        | 71 378           | 10 197  |
| J4                 | 319         | 3         | 2         | 31         | 25         | 53          | 35          | 71,4          | 3         | 13         | 1        | 82 257           | 11 751  |
| J5                 | 325         | 1         | 3         | 23         | 18         | 80          | 55          | 70,9          | 3         | 12         | 0        | 88 738           | 12 677  |
| J6                 | 315         | 4         | 1         | 23         | 19         | 70          | 51          | 75,3          | 3         | 11         | 0        | 75 378           | 10 768  |
| J7                 | 251         | 0         | 4         | 13         | 12         | 74          | 52          | 73,6          | 2         | 13         | 2        | 112 333          | 16 048  |
| J8                 | 330         | 1         | 5         | 18         | 15         | 83          | 65          | 79,2          | 5         | 12         | 0        | 84 753           | 12 108  |
| J9                 | 266         | 1         | 4         | 22         | 18         | 47          | 38          | 81,2          | 2         | 12         | 0        | 117 120          | 16 731  |
| J10                | 327         | 2         | 3         | 26         | 16         | 62          | 49          | 73,9          | 6         | 10         | 0        | 88 788           | 12 684  |
| J11                | 209         | 0         | 5         | 11         | 5          | 72          | 45          | 60,2          | 3         | 9          | 0        | 82 689           | 11 813  |
| J12                | 328         | 3         | 2         | 29         | 21         | 64          | 45          | 71,0          | 2         | 8          | 0        | 127 435          | 18 205  |
| J13                | 298         | 2         | 2         | 21         | 17         | 62          | 47          | 77,1          | 6         | 6          | 0        | 77 509           | 11 073  |
| J14                | -           | -         | -         | -          | -          | -           | -           | -             | -         | -          | -        | -                | -       |
| J15                | -           | -         | -         | -          | -          | -           | -           | -             | -         | -          | -        | -                | -       |
| J16                | -           | -         | -         | -          | -          | -           | -           | -             | -         | -          | -        | -                | -       |
| J17                | -           | -         | -         | -          | -          | -           | -           | -             | -         | -          | -        | -                | -       |
| J18                | -           | -         | -         | -          | -          | -           | -           | -             | -         | -          | -        | -                | -       |
| J19                | -           | -         | -         | -          | -          | -           | -           | -             | -         | -          | -        | -                | -       |
| J20                | -           | -         | -         | -          | -          | -           | -           | -             | -         | -          | -        | -                | -       |
| J21                | -           | -         | -         | -          | -          | -           | -           | -             | -         | -          | -        | -                | -       |
| J22                | -           | -         | -         | -          | -          | -           | -           | -             | -         | -          | -        | -                | -       |
| J23                | -           | -         | -         | -          | -          | -           | -           | -             | -         | -          | -        | -                | -       |
| J24                | -           | -         | -         | -          | -          | -           | -           | -             | -         | -          | -        | -                | -       |
| J25                | -           | -         | -         | -          | -          | -           | -           | -             | -         | -          | -        | -                | -       |
| J26                | -           | -         | -         | -          | -          | -           | -           | -             | -         | -          | -        | -                | -       |
| <b>TOTAL 12-13</b> | <b>3874</b> | <b>22</b> | <b>41</b> | <b>281</b> | <b>216</b> | <b>886</b>  | <b>637</b>  |               | <b>42</b> | <b>152</b> | <b>4</b> | <b>1 168 577</b> |         |
| Moy. Mat.          | 42,6        | 0,24      | 0,45      | 3,09       | 76,9%      | 9,7         | 71,9%       | 73,1%         | 0,46      | 1,67       | 0,04     | -4,8%            | 12 842  |
| <b>TOTAL 11-12</b> | <b>7344</b> | <b>42</b> | <b>62</b> | <b>559</b> | <b>449</b> | <b>1663</b> | <b>1155</b> |               | <b>62</b> | <b>252</b> | <b>9</b> | <b>2 453 775</b> |         |
| Moy Mat.           | 40,4        | 0,23      | 0,34      | 3,07       | 80,3%      | 9,1         | 69,5%       | 72,2%         | 0,34      | 1,38       | 0,05     |                  | 13 482  |

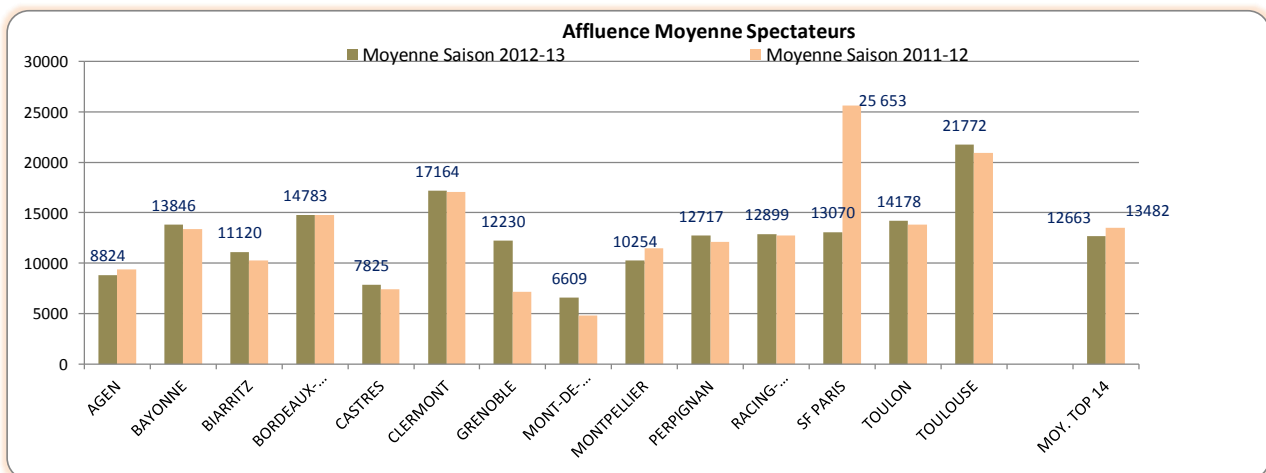
\* Pénalités + Transformations

## Saison Régulière - Affluence\*

13 eme Journée

| 1         | 2                          | 3                 | 4                   | 5                          | 6                    | 7                   | 8                         | 9                          | 10                 | 11                | 12                         | 13                   | 14                  |
|-----------|----------------------------|-------------------|---------------------|----------------------------|----------------------|---------------------|---------------------------|----------------------------|--------------------|-------------------|----------------------------|----------------------|---------------------|
| <b>1</b>  | 44 622                     | 35 001            | 34 170              | 28 994                     | 21 500               | 19 740              | 19 087                    | 18 808                     | 17 999             | 17 739            | 17 729                     | 17 423               | 17 363              |
| <b>2</b>  | J12                        | J7                | J12                 | J8                         | J5                   | J13                 | J11                       | J10                        | J1                 | J11               | J7                         | J3                   | J9                  |
| <b>3</b>  | RACING-METRO 92 - SF PARIS | TOULOUSE - TOULON | TOULOUSE - CLERMONT | BORDEAUX-BEGLES - TOULOUSE | PERPIGNAN - TOULOUSE | GRENOBLE - TOULOUSE | BORDEAUX-BEGLES - CASTRES | TOULOUSE - RACING-METRO 92 | TOULOUSE - CASTRES | CLERMONT - TOULON | GRENOBLE - RACING-METRO 92 | CLERMONT - PERPIGNAN | CLERMONT - BIARRITZ |
| <b>4</b>  | TOULOUSE                   | TOULOUSE          | TOULOUSE            | TOULOUSE                   | TOULOUSE             | TOULOUSE            | TOULOUSE                  | TOULOUSE                   | TOULOUSE           | TOULOUSE          | TOULOUSE                   | TOULOUSE             | TOULOUSE            |
| <b>5</b>  | TOULOUSE                   | CLERMONT          | BORDEAUX-BEGLES     | TOULON                     | BAYONNE              | SF PARIS            | RACING-METRO 92           | PERPIGNAN                  | GRENOBLE           | BIARRITZ          | MONTPELLIER                | AGEN                 | CASTRES             |
| <b>6</b>  | 21 771                     | 17 164            | 14 783              | 14 177                     | 13 845               | <b>13 069</b>       | 12 898                    | 12 716                     | 12 230             | 11 119            | 10 254                     | 8 823                | 7 825               |
| <b>7</b>  | 152 402                    | 102 985           | 103 481             | 70 888                     | 96 921               | <b>78 418</b>       | 77 392                    | 89 017                     | 85 613             | 77 837            | 71 780                     | 61 765               | 46 950              |
| <b>8</b>  | +4%                        | +1%               | +0%                 | +3%                        | +3%                  | <b>-49%</b>         | +1%                       | +5%                        | +70%               | +8%               | -11%                       | -6%                  | +6%                 |
| <b>9</b>  | 6 608                      | 6 608             | 6 608               | 6 608                      | 6 608                | 6 608               | 6 608                     | 6 608                      | 6 608              | 6 608             | 6 608                      | 6 608                | 6 608               |
| <b>10</b> | 39 651                     | 39 651            | 39 651              | 39 651                     | 39 651               | 39 651              | 39 651                    | 39 651                     | 39 651             | 39 651            | 39 651                     | 39 651               | 39 651              |
| <b>11</b> | 12663                      | 12663             | 12663               | 12663                      | 12663                | 12663               | 12663                     | 12663                      | 12663              | 12663             | 12663                      | 12663                | 12663               |
| <b>12</b> | 13482                      | 13482             | 13482               | 13482                      | 13482                | 13482               | 13482                     | 13482                      | 13482              | 13482             | 13482                      | 13482                | 13482               |

\*: Source LNR





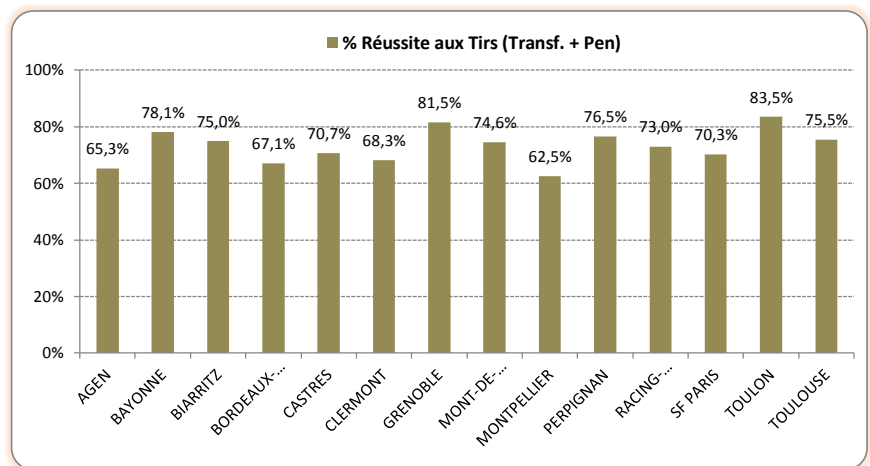
## Saison Régulière - Attaque

| Points Marqués |                 |     |
|----------------|-----------------|-----|
| 1              | TOULON          | 383 |
| 2              | TOULOUSE        | 379 |
| 3              | CASTRES         | 309 |
| 4              | PERPIGNAN       | 307 |
| 5              | SF PARIS        | 304 |
| 6              | CLERMONT        | 297 |
| 7              | GRENOBLE        | 288 |
| 8              | MONTPELLIER     | 264 |
| 9              | BIARRITZ        | 254 |
| 10             | BORDEAUX-BEGLES | 252 |
| 11             | AGEN            | 222 |
| 12             | BAYONNE         | 219 |
| 13             | RACING-METRO 92 | 213 |
| 14             | MONT-DE-MARSAN  | 183 |

| Essais marqués |                 |    |
|----------------|-----------------|----|
| 1              | TOULOUSE        | 37 |
| 2              | TOULON          | 31 |
| 3              | CLERMONT        | 26 |
| 4              | MONTPELLIER     | 25 |
| 5              | PERPIGNAN       | 24 |
| 6              | CASTRES         | 22 |
| 7              | GRENOBLE        | 21 |
| 8              | BORDEAUX-BEGLES | 19 |
| 9              | SF PARIS        | 16 |
| 10             | AGEN            | 15 |
| -              | BIARRITZ        | 15 |
| 12             | BAYONNE         | 11 |
| -              | RACING-METRO 92 | 11 |
| 14             | MONT-DE-MARSAN  | 8  |

| Pénalités Marquées |                 |    |
|--------------------|-----------------|----|
| 1                  | SF PARIS        | 61 |
| 2                  | TOULON          | 54 |
| 3                  | CASTRES         | 53 |
| 4                  | PERPIGNAN       | 48 |
| 5                  | BAYONNE         | 47 |
| -                  | BIARRITZ        | 47 |
| 7                  | GRENOBLE        | 45 |
| 8                  | RACING-METRO 92 | 44 |
| 9                  | AGEN            | 43 |
| -                  | TOULOUSE        | 43 |
| 11                 | BORDEAUX-BEGLES | 42 |
| 12                 | MONT-DE-MARSAN  | 40 |
| 13                 | CLERMONT        | 37 |
| 14                 | MONTPELLIER     | 33 |

| Drop Marqués |                 |   |
|--------------|-----------------|---|
| 1            | SF PARIS        | 7 |
| 2            | CLERMONT        | 6 |
| 3            | BIARRITZ        | 4 |
| -            | TOULON          | 4 |
| 5            | BORDEAUX-BEGLES | 3 |
| -            | MONT-DE-MARSAN  | 3 |
| -            | PERPIGNAN       | 3 |
| 8            | AGEN            | 2 |
| -            | CASTRES         | 2 |
| -            | GRENOBLE        | 2 |
| -            | MONTPELLIER     | 2 |
| -            | RACING-METRO 92 | 2 |
| 13           | BAYONNE         | 1 |
| -            | TOULOUSE        | 1 |



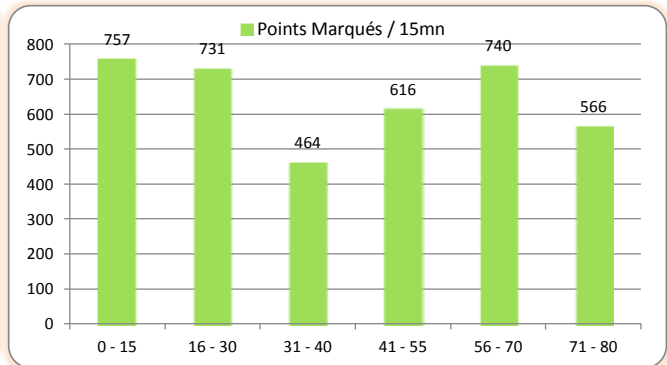
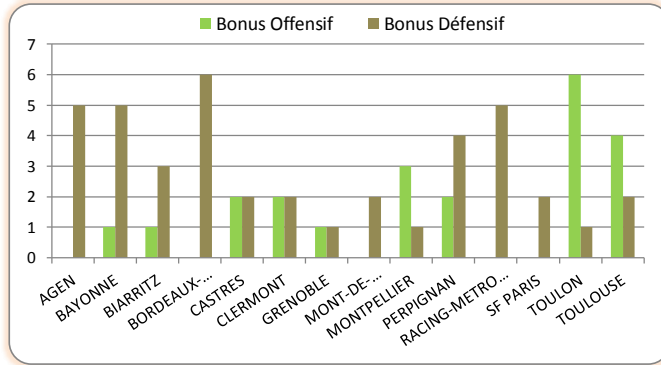
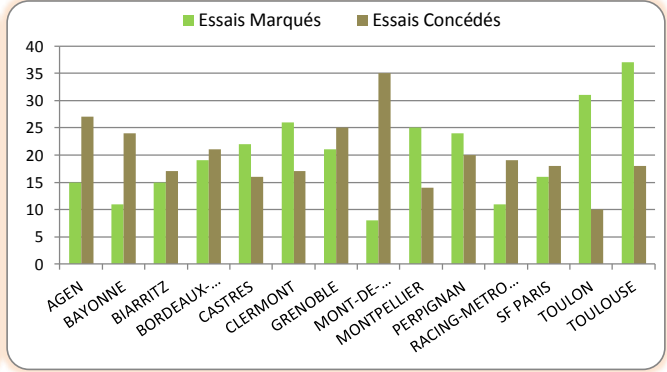
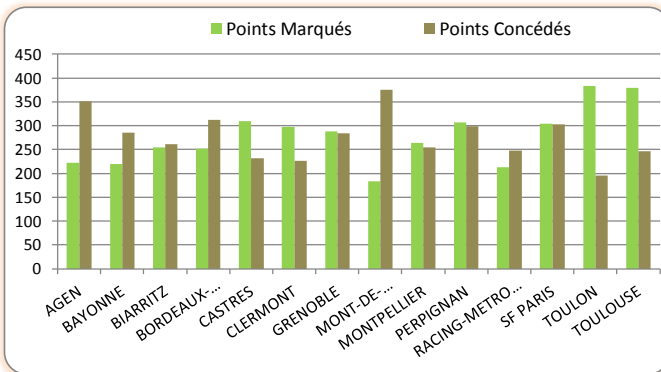
## Saison Régulière - Défense

| Points Concedés |                 |     |
|-----------------|-----------------|-----|
| 1               | TOULON          | 196 |
| 2               | CLERMONT        | 227 |
| 3               | CASTRES         | 232 |
| 4               | TOULOUSE        | 247 |
| 5               | RACING-METRO 92 | 248 |
| 6               | MONTPELLIER     | 254 |
| 7               | BIARRITZ        | 261 |
| 8               | GRENOBLE        | 284 |
| 9               | BAYONNE         | 285 |
| 10              | PERPIGNAN       | 299 |
| 11              | SF PARIS        | 303 |
| 12              | BORDEAUX-BEGLES | 312 |
| 13              | AGEN            | 351 |
| 14              | MONT-DE-MARSAN  | 375 |

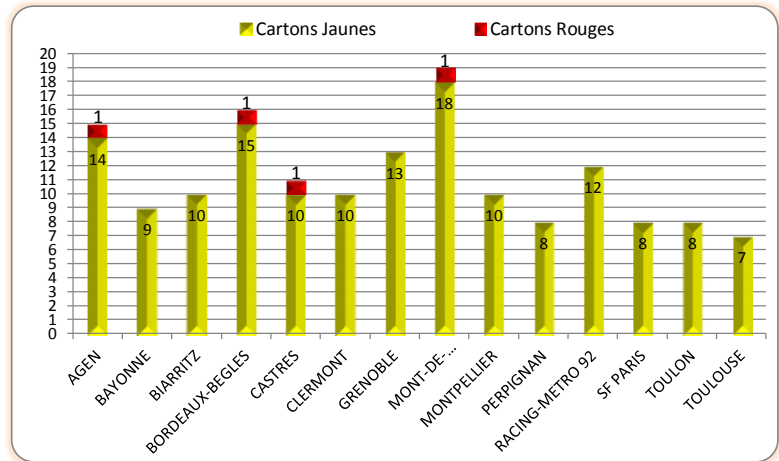
| Essais Concedés |                 |    |
|-----------------|-----------------|----|
| 1               | TOULON          | 10 |
| 2               | MONTPELLIER     | 14 |
| 3               | CASTRES         | 16 |
| 4               | CLERMONT        | 17 |
| -               | BIARRITZ        | 17 |
| 6               | TOULOUSE        | 18 |
| -               | SF PARIS        | 18 |
| 8               | RACING-METRO 92 | 19 |
| 9               | PERPIGNAN       | 20 |
| 10              | BORDEAUX-BEGLES | 21 |
| 11              | BAYONNE         | 24 |
| 12              | GRENOBLE        | 25 |
| 13              | AGEN            | 27 |
| 14              | MONT-DE-MARSAN  | 35 |

| Pénalités Concedées* |                 |    |
|----------------------|-----------------|----|
| 1                    | CLERMONT        | 34 |
| 2                    | GRENOBLE        | 37 |
| 3                    | RACING-METRO 92 | 39 |
| 4                    | CASTRES         | 40 |
| 5                    | TOULON          | 41 |
| -                    | BAYONNE         | 41 |
| 7                    | TOULOUSE        | 44 |
| 8                    | MONT-DE-MARSAN  | 45 |
| 9                    | BIARRITZ        | 47 |
| 10                   | PERPIGNAN       | 52 |
| 11                   | MONTPELLIER     | 53 |
| -                    | BORDEAUX-BEGLES | 53 |
| 13                   | AGEN            | 54 |
| 14                   | SF PARIS        | 57 |

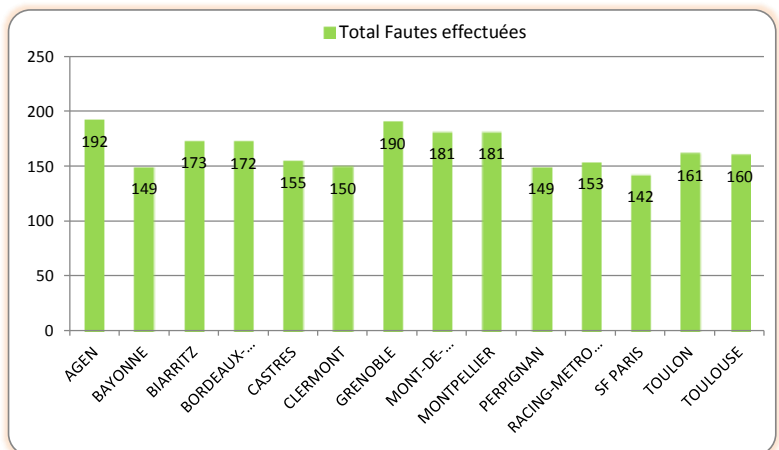
\* : converties en points

**Saison Régulière - Synthèse points**

**Saison Régulière - Discipline**

| Cartons |                 |          |          |
|---------|-----------------|----------|----------|
|         |                 | Total    | CR       |
| 1       | TOULOUSE        | 7        | 0        |
| 2       | TOULON          | 8        | 0        |
| -       | <b>SF PARIS</b> | <b>8</b> | <b>0</b> |
| -       | PERPIGNAN       | 8        | 0        |
| 5       | BAYONNE         | 9        | 0        |
| 6       | MONTPELLIER     | 10       | 0        |
| -       | CLERMONT        | 10       | 0        |
| -       | BIARRITZ        | 10       | 0        |
| 9       | CASTRES         | 11       | 1        |
| 10      | RACING-METRO 92 | 12       | 0        |
| 11      | GRENOBLE        | 13       | 0        |
| 12      | AGEN            | 15       | 1        |
| 13      | BORDEAUX-BEGLES | 16       | 1        |
| 14      | MONT-DE-MARSAN  | 19       | 1        |



| Fautes Effectuées (Pénalités concédées) |                 |            |             |
|---|-----------------|------------|-------------|
|   | Total           | Moy./Match |             |
| 1                                       | <b>SF PARIS</b> | <b>142</b> | <b>10,9</b> |
| 2                                       | PERPIGNAN       | 149        | 11,4        |
| -                                       | BAYONNE         | 149        | 11,4        |
| 4                                       | CLERMONT        | 150        | 11,5        |
| 5                                       | RACING-METRO 92 | 153        | 11,8        |
| 6                                       | CASTRES         | 155        | 11,9        |
| 7                                       | TOULOUSE        | 160        | 12,3        |
| 8                                       | TOULON          | 161        | 12,4        |
| 9                                       | BORDEAUX-BEGLES | 172        | 13,2        |
| 10                                      | BIARRITZ        | 173        | 13,3        |
| 11                                      | MONT-DE-MARSAN  | 181        | 13,9        |
| -                                       | MONTPELLIER     | 181        | 13,9        |
| 13                                      | GRENOBLE        | 190        | 14,6        |
| 14                                      | AGEN            | 192        | 14,7        |




**Statistiques Attaque**

| Franchissements Effectués |                 |            |     |
|---------------------------|-----------------|------------|-----|
|                           | Total           | Moy./Match |     |
| 1                         | TOULON          | 83         | 6,3 |
| 2                         | MONTPELLIER     | 72         | 5,5 |
| 3                         | BIARRITZ        | 68         | 5,2 |
| 4                         | CLERMONT        | 60         | 4,6 |
| 5                         | TOULOUSE        | 59         | 4,5 |
| 6                         | PERPIGNAN       | 55         | 4,2 |
| 7                         | BORDEAUX-BEGLES | 52         | 4   |
| 8                         | RACING-METRO 92 | 49         | 3,8 |
| 9                         | CASTRES         | 40         | 3,1 |
| 10                        | SF PARIS        | 37         | 2,8 |
| -                         | MONT-DE-MARSAN  | 36         | 2,8 |
| 12                        | AGEN            | 35         | 2,7 |
| 14                        | GRENOBLE        | 27         | 2,1 |
| 14                        | BAYONNE         | 20         | 1,5 |

| Turn-Over Effectués (Ballons récupérés) |                 |            |      |
|---|-----------------|------------|------|
|   | Total           | Moy./Match |      |
| 1                                       | TOULON          | 212        | 16,3 |
| 2                                       | SF PARIS        | 205        | 15,7 |
| -                                       | RACING-METRO 92 | 204        | 15,7 |
| 4                                       | BAYONNE         | 200        | 15,4 |
| 5                                       | CASTRES         | 196        | 15,1 |
| -                                       | MONTPELLIER     | 196        | 15,1 |
| 7                                       | BIARRITZ        | 185        | 14,2 |
| 8                                       | GRENOBLE        | 181        | 13,9 |
| 9                                       | MONT-DE-MARSAN  | 173        | 13,3 |
| 10                                      | PERPIGNAN       | 170        | 13,1 |
| 11                                      | AGEN            | 168        | 12,9 |
| -                                       | TOULOUSE        | 168        | 12,9 |
| 13                                      | BORDEAUX-BEGLES | 164        | 12,6 |
| 14                                      | CLERMONT        | 150        | 11,5 |

| Passes Effectuées |                 |            |     |
|-------------------|-----------------|------------|-----|
|                   | Total           | Moy./Match |     |
| 1                 | PERPIGNAN       | 1718       | 132 |
| 2                 | CASTRES         | 1565       | 120 |
| 3                 | RACING-METRO 92 | 1531       | 117 |
| 4                 | TOULOUSE        | 1510       | 116 |
| 5                 | TOULON          | 1431       | 110 |
| 6                 | MONTPELLIER     | 1423       | 109 |
| 7                 | SF PARIS        | 1402       | 107 |
| 8                 | CLERMONT        | 1379       | 106 |
| 9                 | BORDEAUX-BEGLES | 1303       | 100 |
| 10                | MONT-DE-MARSAN  | 1284       | 98  |
| 11                | BIARRITZ        | 1196       | 92  |
| 12                | BAYONNE         | 987        | 75  |
| 13                | AGEN            | 973        | 74  |
| -                 | GRENOBLE        | 973        | 74  |

**Statistiques Défense**

| Franchissement Concédés |                 |            |     |
|-------------------------|-----------------|------------|-----|
|                         | Total           | Moy./Match |     |
| 1                       | TOULOUSE        | 30         | 2,3 |
| 2                       | PERPIGNAN       | 31         | 2,4 |
| 3                       | CLERMONT        | 35         | 2,7 |
| 4                       | BORDEAUX-BEGLES | 38         | 2,9 |
| 5                       | SF PARIS        | 40         | 3,1 |
| 6                       | GRENOBLE        | 45         | 3,4 |
| 7                       | RACING-METRO 92 | 47         | 3,6 |
| 8                       | TOULON          | 53         | 4,1 |
| -                       | BIARRITZ        | 53         | 4,1 |
| 10                      | BAYONNE         | 55         | 4,2 |
| 11                      | CASTRES         | 58         | 4,4 |
| 12                      | MONT-DE-MARSAN  | 59         | 4,5 |
| 13                      | AGEN            | 67         | 5,2 |
| 14                      | MONTPELLIER     | 84         | 6,4 |

| Turn-Over Concédés (Ballons Perdus) |                 |            |      |
|-------------------------------------|-----------------|------------|------|
|                                     | Total           | Moy./Match |      |
| 1                                   | AGEN            | 144        | 11,1 |
| 2                                   | GRENOBLE        | 151        | 11,6 |
| 3                                   | BAYONNE         | 159        | 12,2 |
| 4                                   | PERPIGNAN       | 176        | 13,5 |
| 5                                   | CLERMONT        | 178        | 13,7 |
| 6                                   | TOULOUSE        | 181        | 13,9 |
| 7                                   | MONT-DE-MARSAN  | 183        | 14,1 |
| 8                                   | TOULON          | 187        | 14,3 |
| 9                                   | BORDEAUX-BEGLES | 189        | 14,5 |
| 10                                  | CASTRES         | 196        | 15,1 |
| 11                                  | SF PARIS        | 198        | 15,2 |
| 12                                  | MONTPELLIER     | 201        | 15,4 |
| 13                                  | BIARRITZ        | 220        | 16,9 |
| 14                                  | RACING-METRO 92 | 221        | 17   |

| Plaquages Effectués |                 |            |     |
|---------------------|-----------------|------------|-----|
|                     | Total           | Moy./Match |     |
| 1                   | TOULON          | 1637       | 125 |
| 2                   | BIARRITZ        | 1365       | 105 |
| 3                   | AGEN            | 1317       | 101 |
| 4                   | BAYONNE         | 1310       | 100 |
| 5                   | MONTPELLIER     | 1276       | 98  |
| -                   | GRENOBLE        | 1275       | 98  |
| 7                   | CASTRES         | 1221       | 93  |
| 8                   | RACING-METRO 92 | 1201       | 92  |
| -                   | BORDEAUX-BEGLES | 1196       | 92  |
| 10                  | CLERMONT        | 1170       | 90  |
| 11                  | PERPIGNAN       | 1162       | 89  |
| 12                  | MONT-DE-MARSAN  | 1134       | 87  |
| 13                  | SF PARIS        | 1087       | 83  |
| 14                  | TOULOUSE        | 992        | 76  |







## &gt; Statistiques Match

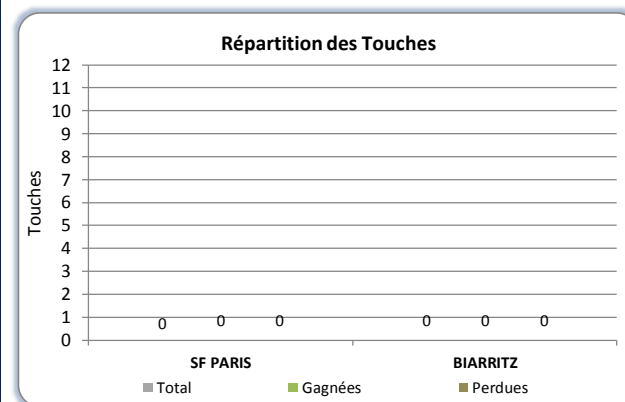
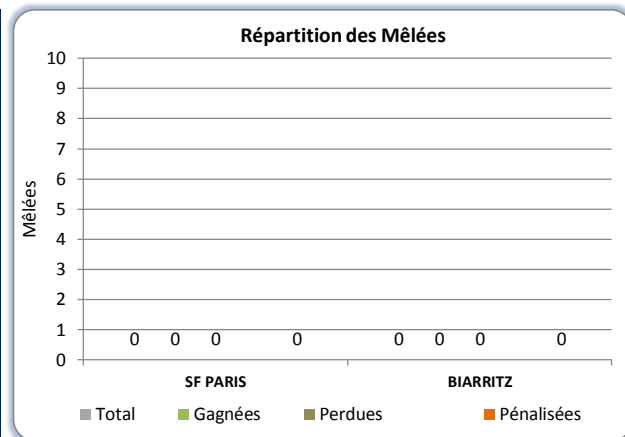
| Equipes  | Points |        |          |           |      |                 |                     |           | Discipline |                    |           |        | Mêlées     |            |       |         | Touches |                     |       |         |        |   |
|----------|--------|--------|----------|-----------|------|-----------------|---------------------|-----------|------------|--------------------|-----------|--------|------------|------------|-------|---------|---------|---------------------|-------|---------|--------|---|
|          | Points | Essais | Transfo. | Penalités | Drop | Echecs aux Tirs | % Réussite aux Tirs | Franchis. | Passes     | Turn-over concédés | Plaquages | Fautes | Cartons J. | Cartons R. | Total | Gagnées | Perdus  | Pénalités concédées | Total | Gagnées | Perdus |   |
| SF PARIS | 36     | 2      | 1        | 7         | 1    | 1               | 89%                 | 3         | 113        | 9                  | 68        | 9      | 1          | 0          | 0     | 0       | 0       | 0                   | 0     | 0       | 0      | 0 |
| BIARRITZ | 23     | 2      | 2        | 3         | 0    | 1               | 83%                 | 6         | 121        | 22                 | 75        | 13     | 1          | 0          | 0     | 0       | 0       | 0                   | 0     | 0       | 0      | 0 |

| Joueurs         | Compo Match | Tps jeu (mn) | Points Marqués | Essais    | Transformations | Penalités | Drops    | Echec Tirs | Ballons Gagnés en Touche | Fautes   | Cartons  |          |
|-----------------|-------------|--------------|----------------|-----------|-----------------|-----------|----------|------------|--------------------------|----------|----------|----------|
| R. BONFILS      | 16          | 30           |                |           |                 |           |          |            |                          |          |          |          |
| A. DE MALMANCHE | 2           | 64           |                |           |                 |           |          |            |                          |          |          |          |
| L. SEMPERE      |             | B            | -              |           |                 |           |          |            |                          |          |          |          |
| M. VAN VUUREN   |             | -            |                |           |                 |           |          |            |                          |          |          |          |
| D. ATTOUB       | 3           | 72           |                |           |                 |           |          |            |                          |          |          |          |
| F. TETAZ        |             | -            |                |           |                 |           |          |            |                          |          |          |          |
| S. WRIGHT       | 23          | 8            |                |           |                 |           |          |            |                          |          |          |          |
| B. CHABERT      |             | -            |                |           |                 |           |          |            |                          |          |          |          |
| R. FROU         |             | -            |                |           |                 |           |          |            |                          |          |          |          |
| R. SLIMANI      | 1           | 66           |                |           |                 |           |          |            |                          |          |          |          |
| Z. ZHVANIA      | 17          | -            |                |           |                 |           |          |            |                          |          |          |          |
| J. FLANQUART    | 18          | 50           |                |           |                 |           |          |            |                          |          | 1        |          |
| G. GUILLEMAIN   |             | -            |                |           |                 |           |          |            |                          |          |          |          |
| S. LAVALLA      | 4           | 20           |                |           |                 |           |          |            |                          |          |          |          |
| G. MOSTERT      |             | B            | -              |           |                 |           |          |            |                          |          |          |          |
| P. PAPE         | 5           | 80           |                |           |                 |           |          |            |                          |          |          |          |
| A. VAN ZYL      |             | -            |                |           |                 |           |          |            |                          |          |          |          |
| A. BURBAN       |             | B            | -              |           |                 |           |          |            |                          |          |          |          |
| A. CHOLLON      |             | -            |                |           |                 |           |          |            |                          |          |          |          |
| N. GARRAULT     |             | -            |                |           |                 |           |          |            |                          |          |          |          |
| O. MISSOUP      | 19          | 26           |                |           |                 |           |          |            |                          |          |          |          |
| P. RABADAN      | 6           | 54           |                |           |                 |           |          |            |                          |          |          |          |
| L. TOMIKI       |             | -            |                |           |                 |           |          |            |                          |          |          |          |
| D. LYONS        | 7           | 80           |                |           |                 |           |          |            |                          |          |          |          |
| S. PARISSÉ      | 8           | 80           |                |           |                 |           |          |            |                          |          |          |          |
| N. BEZY         |             | -            |                |           |                 |           |          |            |                          |          |          |          |
| J. DUPUY        | 9           | 72           | 3              |           |                 |           | 1        |            |                          |          |          |          |
| J. FILLOL       | 20          | 8            |                |           |                 |           |          |            |                          |          |          |          |
| F. CONTEPOMI    |             | B            | -              |           |                 |           |          |            |                          |          |          |          |
| J. PLISSON      | 10          | 80           | 3              |           | 1               |           |          |            |                          |          |          |          |
| P. WARWICK      | 21          | 8            |                |           |                 |           |          |            |                          |          |          |          |
| J. DANTY        |             | B            | -              |           |                 |           |          |            |                          |          |          |          |
| G. DOUMAYROU    |             | B            | -              |           |                 |           |          |            |                          |          |          |          |
| L. GOMEZ LOPEZ  |             | -            |                |           |                 |           |          |            |                          |          |          |          |
| M. RODRIGUEZ    |             | B            | -              |           |                 |           |          |            |                          |          |          |          |
| M. TURINIUI     | 13          | 72           |                |           |                 |           |          |            |                          |          |          |          |
| G. WILLIAMS     | 22          | 8            |                |           |                 |           |          |            |                          |          |          |          |
| P. WILLIAMS     |             | B            | -              |           |                 |           |          |            |                          |          |          |          |
| J. ARIAS        |             | -            |                |           |                 |           |          |            |                          |          |          |          |
| F. FAINIFO      | 11          | 80           | 5              | 1         |                 |           |          |            |                          |          |          |          |
| P. SACKÉY       | 14          | 80           | 5              | 1         |                 |           |          |            |                          |          |          |          |
| J. SINZELLE     | 12          | 80           |                |           |                 |           |          |            |                          |          |          |          |
| W. VUIDRAVUWALU |             | B            | -              |           |                 |           |          |            |                          |          |          |          |
| H. BONNEVAL     |             | B            | -              |           |                 |           |          |            |                          |          |          |          |
| D. CAMARA       |             | -            |                |           |                 |           |          |            |                          |          |          |          |
| J. PORICAL      | 15          | 72           | 20             |           | 1               | 6         | 1        |            |                          |          |          |          |
| <b>TOTAL</b>    |             |              | <b>1190</b>    | <b>36</b> | <b>2</b>        | <b>1</b>  | <b>7</b> | <b>1</b>   | <b>1</b>                 | <b>0</b> | <b>0</b> | <b>1</b> |

B Blessé

I Indisponible cause sélection nationale

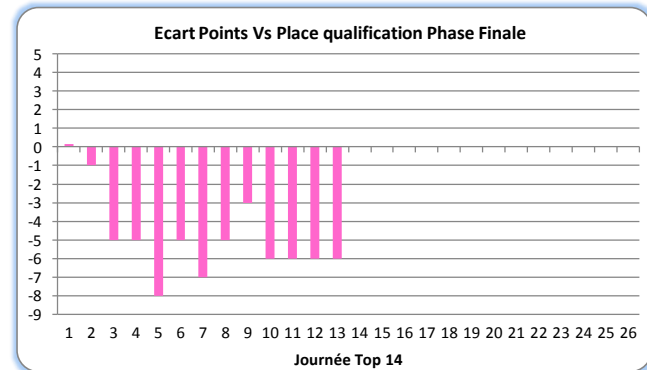
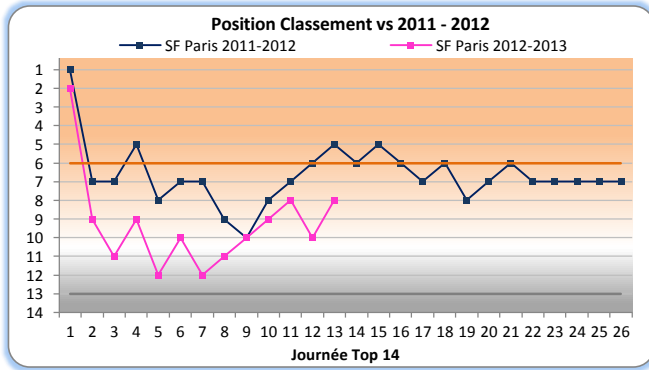
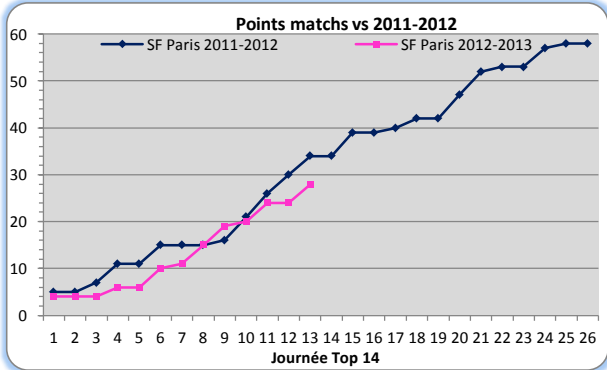
S Suspendu



SF PARIS - TOP 14 - SAISON 2012-2013 13 eme Journée

## &gt; Bilan Matches

| Journées             | Match           |    |    |                 | ATTAQUE    |     |        |           |         |      |           |           |        | DEFENSE    |     |        |           |      |           |           | DISCIPLINE |         |       | MELEES |          |          |           |          | TOUCHES        |           |          |            | Affluence |          |       |
|----------------------|-----------------|----|----|-----------------|------------|-----|--------|-----------|---------|------|-----------|-----------|--------|------------|-----|--------|-----------|------|-----------|-----------|------------|---------|-------|--------|----------|----------|-----------|----------|----------------|-----------|----------|------------|-----------|----------|-------|
|                      |                 |    |    |                 | Bonus Off. | PTS | Essais | Penalites | % Réús. | Drop | Franchis. | Turn-Over | Passes | Bonus Def. | PTS | Essais | Penalites | Drop | Franchis. | Turn-Over | Plaquages  | Cartons |       | Fautes | Intro SF |          | Intro ADV |          | Sanctionnée SF | Lancer SF |          | Lancer ADV |           |          |       |
|                      |                 |    |    |                 |            |     |        |           |         |      |           |           |        |            |     |        |           |      |           |           |            | Jaune   | Rouge |        | Total    | Perdu SF | Total     | Gagné SF |                | Total     | Perdu SF | Total      |           | Gagné SF |       |
| 1                    | SF PARIS        | 32 | 16 | MONTPELLIER     | 0          | 32  | 2      | 6         | 73      | 0    | 3         | 12        | 109    | 0          | 16  | 1      | 3         | 0    | 0         | 15        | 84         | 0       | 0     | 10     | 9        | 0        | 11        | 3        | 1              | 14        | 2        | 14         | 5         | 5 811    |       |
| 2                    | BAYONNE         | 24 | 11 | SF PARIS        | 0          | 11  | 1      | 1         | 20      | 1    | 2         | 12        | 112    | 0          | 24  | 0      | 8         | 0    | 0         | 14        | 93         | 1       | 0     | 16     | 8        | 1        | 8         | 3        | 2              | 7         | 1        | 15         | 5         | -        |       |
| 3                    | GRENOBLE        | 26 | 12 | SF PARIS        | 0          | 12  | 0      | 4         | 57      | 0    | 1         | 23        | 55     | 0          | 26  | 2      | 4         | 0    | 2         | 25        | 51         | 0       | 0     | 11     | 11       | 4        | 8         | 4        | 3              | 10        | 3        | 19         | 4         | -        |       |
| 4                    | SF PARIS        | 20 | 20 | CASTRES         | 0          | 20  | 1      | 5         | 63      | 0    | 5         | 19        | 129    | 0          | 20  | 1      | 4         | 1    | 2         | 24        | 80         | 0       | 0     | 10     | 10       | 2        | 12        | 0        | 3              | 13        | 3        | 11         | 4         | 6 587    |       |
| 5                    | BORDEAUX-BEGLES | 30 | 22 | SF PARIS        | 0          | 22  | 1      | 5         | 75      | 0    | 2         | 20        | 96     | 0          | 30  | 2      | 5         | 1    | 7         | 16        | 82         | 1       | 0     | 12     | 9        | 1        | 9         | 2        | 2              | 10        | 1        | 12         | 0         | -        |       |
| 6                    | SF PARIS        | 34 | 24 | PERPIGNAN       | 0          | 34  | 1      | 7         | 89      | 2    | 3         | 16        | 138    | 0          | 24  | 2      | 4         | 0    | 3         | 11        | 142        | 2       | 0     | 11     | 7        | 0        | 5         | 2        | 2              | 12        | 1        | 8          | 2         | 7 968    |       |
| 7                    | CLERMONT        | 28 | 25 | SF PARIS        | 0          | 25  | 3      | 2         | 67      | 0    | 4         | 15        | 70     | 1          | 28  | 1      | 5         | 2    | 6         | 7         | 94         | 1       | 0     | 12     | 10       | 3        | 6         | 0        | 1              | 9         | 3        | 13         | 3         | -        |       |
| 8                    | MONT-DE-MARSAN  | 28 | 30 | SF PARIS        | 0          | 30  | 0      | 8         | 89      | 2    | 1         | 19        | 90     | 0          | 28  | 1      | 6         | 1    | 3         | 12        | 71         | 1       | 0     | 11     | 8        | 2        | 4         | 0        | 3              | 9         | 3        | 11         | 1         | -        |       |
| 9                    | SF PARIS        | 28 | 24 | TOULOUSE        | 0          | 28  | 3      | 3         | 83      | 0    | 9         | 12        | 137    | 0          | 24  | 2      | 3         | 1    | 4         | 15        | 132        | 0       | 0     | 8      | 7        | 1        | 10        | 3        | 1              | 10        | 1        | 11         | 1         | 48 527   |       |
| 10                   | TOULON          | 24 | 19 | SF PARIS        | 0          | 19  | 1      | 3         | 57      | 1    | nc        | nc        | nc     | 1          | 24  | 0      | 8         | 0    | nc        | nc        | nc         | 1       | 0     | 14     | 10       | 1        | 6         | 0        | 4              | 10        | 1        | 8          | 3         | -        |       |
| 11                   | SF PARIS        | 20 | 13 | AGEN            | 0          | 20  | 1      | 5         | 56      | 0    | 1         | 7         | 94     | 0          | 13  | 2      | 1         | 0    | 2         | 15        | 45         | 0       | 0     | 6      | 4        | 0        | 12        | 5        | 1              | 14        | 1        | 18         | 6         | 5 525    |       |
| 12                   | RACING-METRO 92 | 23 | 15 | SF PARIS        | 0          | 15  | 0      | 5         | 71      | 0    | 0         | 12        | 151    | 0          | 23  | 2      | 3         | 0    | 2         | 20        | 61         | 0       | 0     | 12     | 3        | 0        | 12        | 1        | 4              | 9         | 3        | 14         | 2         | -        |       |
| 13                   | SF PARIS        | 36 | 23 | BIARRITZ        | 0          | 36  | 2      | 7         | 89      | 1    | 3         | 22        | 113    | 0          | 23  | 2      | 3         | 0    | 6         | 9         | 68         | 1       | 0     | 9      | nc       | nc       | nc        | nc       | nc             | nc        | nc       | nc         | nc        | nc       | 4 000 |
| 14                   | MONTPELLIER     | -  | -  | SF PARIS        | -          | -   | -      | -         | -       | -    | -         | -         | -      | -          | -   | -      | -         | -    | -         | -         | -          | -       | -     | -      | -        | -        | -         | -        | -              | -         | -        | -          | -         | -        | -     |
| 15                   | SF PARIS        | -  | -  | BAYONNE         | -          | -   | -      | -         | -       | -    | -         | -         | -      | -          | -   | -      | -         | -    | -         | -         | -          | -       | -     | -      | -        | -        | -         | -        | -              | -         | -        | -          | -         | -        | -     |
| 16                   | SF PARIS        | -  | -  | GRENOBLE        | -          | -   | -      | -         | -       | -    | -         | -         | -      | -          | -   | -      | -         | -    | -         | -         | -          | -       | -     | -      | -        | -        | -         | -        | -              | -         | -        | -          | -         | -        | -     |
| 17                   | CASTRES         | -  | -  | SF PARIS        | -          | -   | -      | -         | -       | -    | -         | -         | -      | -          | -   | -      | -         | -    | -         | -         | -          | -       | -     | -      | -        | -        | -         | -        | -              | -         | -        | -          | -         | -        | -     |
| 18                   | SF PARIS        | -  | -  | BORDEAUX-BEGLES | -          | -   | -      | -         | -       | -    | -         | -         | -      | -          | -   | -      | -         | -    | -         | -         | -          | -       | -     | -      | -        | -        | -         | -        | -              | -         | -        | -          | -         | -        | -     |
| 19                   | PERPIGNAN       | -  | -  | SF PARIS        | -          | -   | -      | -         | -       | -    | -         | -         | -      | -          | -   | -      | -         | -    | -         | -         | -          | -       | -     | -      | -        | -        | -         | -        | -              | -         | -        | -          | -         | -        | -     |
| 20                   | SF PARIS        | -  | -  | CLERMONT        | -          | -   | -      | -         | -       | -    | -         | -         | -      | -          | -   | -      | -         | -    | -         | -         | -          | -       | -     | -      | -        | -        | -         | -        | -              | -         | -        | -          | -         | -        | -     |
| 21                   | SF PARIS        | -  | -  | MONT-DE-MARSAN  | -          | -   | -      | -         | -       | -    | -         | -         | -      | -          | -   | -      | -         | -    | -         | -         | -          | -       | -     | -      | -        | -        | -         | -        | -              | -         | -        | -          | -         | -        | -     |
| 22                   | TOULOUSE        | -  | -  | SF PARIS        | -          | -   | -      | -         | -       | -    | -         | -         | -      | -          | -   | -      | -         | -    | -         | -         | -          | -       | -     | -      | -        | -        | -         | -        | -              | -         | -        | -          | -         | -        | -     |
| 23                   | SF PARIS        | -  | -  | TOULON          | -          | -   | -      | -         | -       | -    | -         | -         | -      | -          | -   | -      | -         | -    | -         | -         | -          | -       | -     | -      | -        | -        | -         | -        | -              | -         | -        | -          | -         | -        | -     |
| 24                   | AGEN            | -  | -  | SF PARIS        | -          | -   | -      | -         | -       | -    | -         | -         | -      | -          | -   | -      | -         | -    | -         | -         | -          | -       | -     | -      | -        | -        | -         | -        | -              | -         | -        | -          | -         | -        | -     |
| 25                   | SF PARIS        | -  | -  | RACING-METRO 92 | -          | -   | -      | -         | -       | -    | -         | -         | -      | -          | -   | -      | -         | -    | -         | -         | -          | -       | -     | -      | -        | -        | -         | -        | -              | -         | -        | -          | -         | -        | -     |
| 26                   | BIARRITZ        | -  | -  | SF PARIS        | -          | -   | -      | -         | -       | -    | -         | -         | -      | -          | -   | -      | -         | -    | -         | -         | -          | -       | -     | -      | -        | -        | -         | -        | -              | -         | -        | -          | -         | -        | -     |
| <b>TOTAL 2012-13</b> |                 |    |    |                 | 0          | 304 | 16     | 61        | 73      | 7    | 34        | 189       | 1294   | 2          | 303 | 18     | 57        | 6    | 37        | 183       | 1003       | 8       | 0     | 142    | 96       | 15       | 103       | 23       | 27             | 127       | 23       | 154        | 36        | 78 418   |       |
| <b>Moy. Match</b>    |                 |    |    |                 | 0,0        | 23  | 1,2    | 4,7       | 70,3    | 0,5  | 2,8       | 16        | 108    | 0,2        | 23  | 1,4    | 4,4       | 0,5  | 3,1       | 15        | 84         | 0,6     | 0     | 11     | 16%      | 22%      | 14%       | 18%      | 23%            | 13 070    |          |            |           |          |       |
| <b>TOTAL 2011-12</b> |                 |    |    |                 | 6          | 568 | 50     | 76        | 77,3    | 2    | 34        | 189       | 1294   | 4          | 588 | 53     | 76        | 3    | 37        | 183       | 1003       | 25      | 0     | 142    | 96       | 15       | 103       | 23       | 27             | 127       | 23       | 154        | 36        | 333 492  |       |
| <b>Moy. Match</b>    |                 |    |    |                 | 0,23       | 22  | 1,9    | 2,9       | 77,3    | 0,3  | 2,8       | 16        | 108    | 0,15       | 23  | 2,0    | 2,9       | 0,1  | 3,1       | 15        | 84         | 0,25    | 0     | 11     | 16%      | 22%      | 14%       | 18%      | 23%            | 13 070    |          |            |           |          |       |



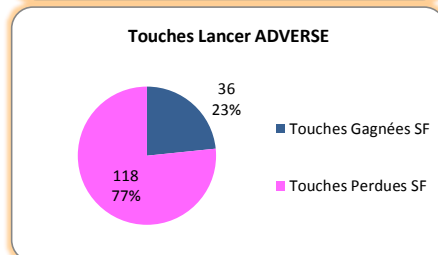
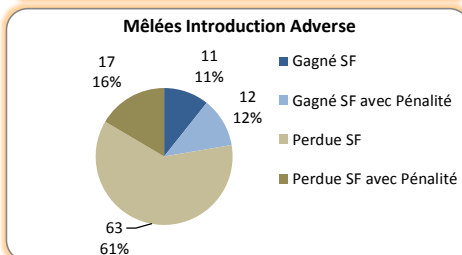
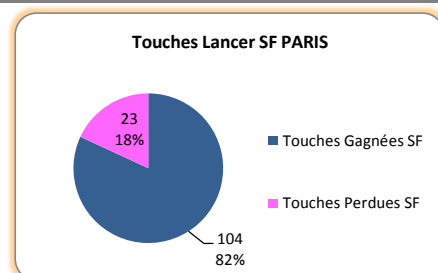
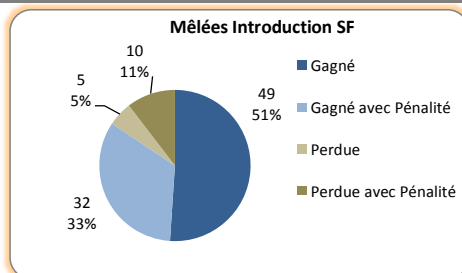
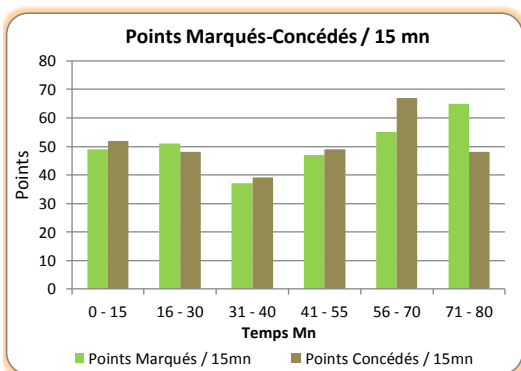


## &gt; Statistiques Joueurs

| Joueur          |      |     |             | Temps de jeu |      |       |       |        |       |      | Points |        |        |      |      | Fautes* | Cartons |    |
|-----------------|------|-----|-------------|--------------|------|-------|-------|--------|-------|------|--------|--------|--------|------|------|---------|---------|----|
| Nom             | Nat. | Age | Poste       | Tps jeu      | Joué | Titu. | Remp. | Blesse | Susp. | Sel. | Pts    | Essais | Trans. | Pen. | Drop | Fautes* | CJ      | CR |
| R. BONFILS      | FRA  | 24  | Talonneur   | 199          | 12   | -     | 12    | -      | -     | -    | 5      | 1      | -      | -    | -    | -       | -       | -  |
| A. DE MALMANCHE | NZE  | 28  | Talonneur   | 537          | 9    | 8     | 2     | 2      | -     | -    | -      | -      | -      | -    | -    | 8       | -       | -  |
| L. SEMPERE      | FRA  | 27  | Talonneur   | 661          | 11   | 10    | 1     | 1      | -     | -    | -      | -      | -      | -    | -    | 4       | -       | -  |
| M. VAN VUUREN   | AFS  | 21  | Talonneur   | -            | -    | -     | -     | -      | -     | -    | -      | -      | -      | -    | -    | -       | -       | -  |
| D. ATTOUB       | FRA  | 31  | Pilier D    | 794          | 13   | 9     | 4     | -      | -     | -    | -      | -      | -      | -    | -    | 11      | -       | -  |
| F. TETAZ        | ARG  | 23  | Pilier D    | -            | -    | -     | -     | 4      | -     | -    | -      | -      | -      | -    | -    | -       | -       | -  |
| S. WRIGHT       | ICK  | 34  | Pilier D    | 309          | 10   | 5     | 7     | 1      | -     | -    | -      | -      | -      | -    | -    | 11      | 1       | -  |
| B. CHABERT      | FRA  | 23  | Pilier G    | -            | -    | -     | -     | 3      | -     | -    | -      | -      | -      | -    | -    | -       | -       | -  |
| R. FROU         | FRA  | 28  | Pilier G    | 118          | 2    | 1     | 1     | 8      | -     | -    | -      | -      | -      | -    | -    | 4       | -       | -  |
| R. SLIMANI      | FRA  | 23  | Pilier G    | 457          | 12   | 5     | 8     | -      | -     | -    | -      | -      | -      | -    | -    | 6       | -       | -  |
| Z. ZHVANIA      | GEO  | 21  | Pilier G    | 43           | 2    | 1     | 4     | 2      | -     | -    | -      | -      | -      | -    | -    | -       | -       | -  |
| J. FLANQUART    | FRA  | 23  | 2e Ligne    | 662          | 11   | 9     | 2     | -      | -     | -    | -      | -      | -      | -    | -    | 1       | 2       | -  |
| G. GUILLEMAIN   | ARG  | 20  | 2e Ligne    | -            | -    | -     | -     | 1      | -     | 1    | -      | -      | -      | -    | -    | -       | -       | -  |
| S. LAVALLA      | USA  | 24  | 2e Ligne    | 536          | 11   | 7     | 5     | -      | -     | 1    | -      | -      | -      | -    | -    | 10      | 1       | -  |
| G. MOSTERT      | AFS  | 28  | 2e Ligne    | -            | -    | -     | -     | 13     | -     | -    | -      | -      | -      | -    | -    | -       | -       | -  |
| P. PAPE         | FRA  | 32  | 2e Ligne    | 774          | 11   | 10    | 1     | 1      | -     | 1    | -      | -      | -      | -    | -    | 9       | 1       | -  |
| A. VAN ZYL      | AFS  | 32  | 2e Ligne    | 530          | 11   | 5     | 6     | 1      | -     | -    | -      | -      | -      | -    | -    | 2       | -       | -  |
| A. BURBAN       | FRA  | 25  | 3e L Aile   | 411          | 7    | 6     | 1     | 4      | -     | -    | -      | -      | -      | -    | -    | 2       | -       | -  |
| A. CHOLLON      | FRA  | 24  | 3e L Aile   | -            | -    | -     | -     | -      | -     | -    | -      | -      | -      | -    | -    | -       | -       | -  |
| N. GARRAULT     | FRA  | 21  | 3e L Aile   | -            | -    | -     | 2     | -      | -     | -    | -      | -      | -      | -    | -    | -       | -       | -  |
| O. MISSOUP      | FRA  | 31  | 3e L Aile   | 296          | 5    | 4     | 1     | 7      | -     | -    | -      | -      | -      | -    | -    | 4       | -       | -  |
| P. RABADAN      | FRA  | 32  | 3e L Aile   | 194          | 5    | 3     | 2     | 5      | -     | -    | -      | -      | -      | -    | -    | 3       | -       | -  |
| L. TOMIKI       | AUS  | 29  | 3e L Aile   | 102          | 4    | 1     | 3     | -      | -     | -    | 5      | 1      | -      | -    | -    | 1       | -       | -  |
| D. LYONS        | AUS  | 32  | Numéro 8    | 826          | 12   | 10    | 2     | -      | -     | -    | -      | -      | -      | -    | -    | 8       | -       | -  |
| S. PARISSÉ      | ITA  | 29  | Numéro 8    | 811          | 11   | 10    | 1     | 1      | -     | 1    | 15     | 3      | -      | -    | -    | 5       | 1       | -  |
| N. BEZY         | FRA  | 23  | 1/2 Mêlée   | 111          | 5    | -     | 8     | -      | -     | -    | -      | -      | -      | -    | -    | -       | -       | -  |
| J. DUPUY        | FRA  | 29  | 1/2 Mêlée   | 610          | 9    | 8     | 1     | 4      | -     | -    | 36     | -      | -      | 11   | 1    | 1       | -       | -  |
| J. FILLLOL      | FRA  | 34  | 1/2 Mêlée   | 421          | 10   | 5     | 5     | -      | -     | -    | 12     | 1      | 2      | 1    | -    | 2       | -       | -  |
| F. CONTEPOMI    | ARG  | 35  | 1/2 Ouvert. | 189          | 4    | 2     | 2     | 5      | -     | 1    | -      | -      | -      | -    | -    | 1       | -       | -  |
| J. PLISSON      | FRA  | 21  | 1/2 Ouvert. | 617          | 10   | 9     | 1     | 3      | -     | -    | 23     | -      | 1      | 1    | 6    | -       | -       | -  |
| P. WARWICK      | AUS  | 31  | 1/2 Ouvert. | 242          | 6    | 3     | 3     | 2      | -     | -    | 10     | 2      | -      | -    | -    | -       | -       | -  |
| J. DANTY        | FRA  | 20  | Centre      | 25           | 1    | -     | 1     | 8      | -     | -    | -      | -      | -      | -    | -    | 1       | -       | -  |
| G. DOUMAYROU    | FRA  | 23  | Centre      | 719          | 10   | 9     | 1     | 1      | -     | -    | 5      | 1      | -      | -    | -    | 5       | -       | -  |
| L. GOMEZ LOPEZ  | ARG  | 24  | Centre      | -            | -    | -     | -     | -      | -     | -    | -      | -      | -      | -    | -    | -       | -       | -  |
| M. RODRIGUEZ    | ARG  | 27  | Centre      | -            | -    | -     | -     | 5      | -     | 8    | -      | -      | -      | -    | -    | -       | -       | -  |
| M. TURINIUI     | AUS  | 30  | Centre      | 604          | 9    | 8     | 2     | -      | -     | -    | -      | -      | -      | -    | -    | 1       | -       | -  |
| G. WILLIAMS     | SAM  | 33  | Centre      | 8            | 1    | -     | 1     | -      | -     | -    | -      | -      | -      | -    | -    | -       | -       | -  |
| P. WILLIAMS     | SAM  | 29  | Centre      | 430          | 8    | 5     | 3     | 5      | -     | -    | 5      | 1      | -      | -    | -    | 2       | 1       | -  |
| J. ARIAS        | FRA  | 29  | Ailier      | 547          | 8    | 7     | 1     | -      | -     | -    | 5      | 1      | -      | -    | -    | 4       | -       | -  |
| F. FAINIFO      | AUS  | 29  | Ailier      | 241          | 4    | 4     | -     | 3      | -     | -    | 5      | 1      | -      | -    | -    | 1       | -       | -  |
| P. SACKÉY       | ANG  | 33  | Ailier      | 480          | 6    | 6     | -     | -      | -     | -    | 5      | 1      | -      | -    | -    | 1       | -       | -  |
| J. SINZELLE     | FRA  | 22  | Ailier      | 270          | 4    | 3     | 1     | 1      | -     | -    | -      | -      | -      | -    | -    | -       | -       | -  |
| W. VUIDRAVUWALU | FID  | 22  | Ailier      | 549          | 8    | 7     | 1     | 3      | -     | -    | 10     | 2      | -      | -    | -    | 2       | -       | -  |
| H. BONNEVAL     | FRA  | 22  | Arriere     | 384          | 9    | 6     | 4     | 1      | -     | -    | 5      | 1      | -      | -    | -    | 3       | 1       | -  |
| D. CAMARA       | FRA  | 23  | Arriere     | -            | -    | -     | -     | -      | 12    | -    | -      | -      | -      | -    | -    | -       | -       | -  |
| J. PORICAL      | FRA  | 27  | Arriere     | 829          | 12   | 9     | 4     | -      | -     | -    | 158    | -      | 7      | 48   | -    | 4       | -       | -  |

Sel.: Indisponible cause sélection nationale

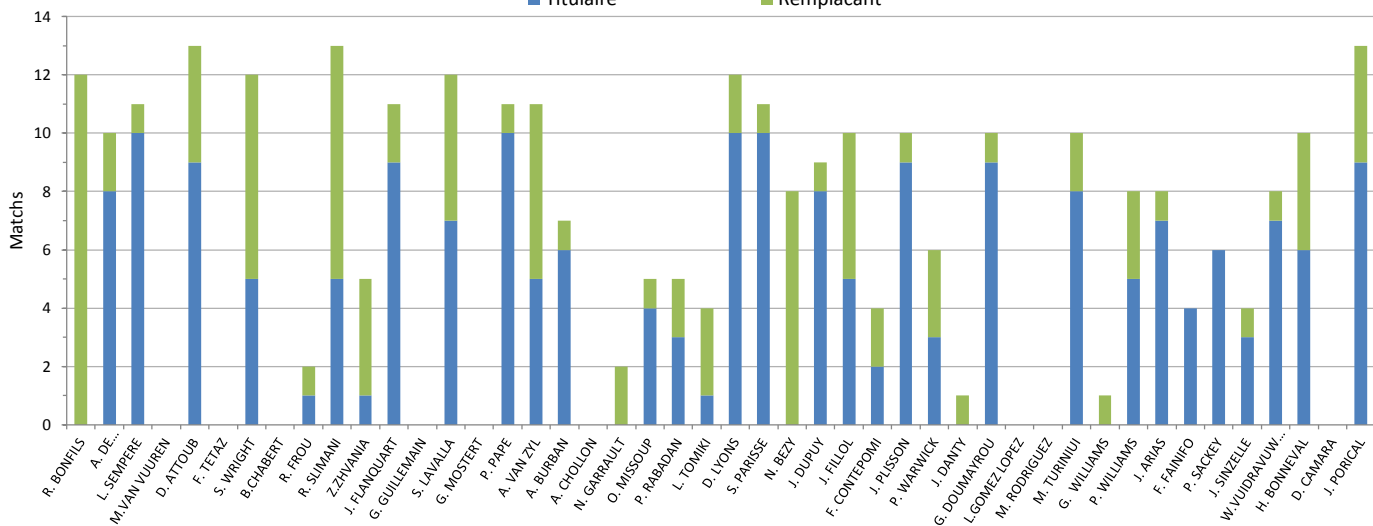
## &gt; Statistiques Equipe





## Feuille de Match/ Joueur

■ Titulaire ■ Remplaçant



## Temps de Jeu (min) / joueur

