



## &gt; RESULTATS JOURNEE

## &gt; LA JOURNEE EN BREF

| J7 - 1 octobre 2016 |                                     |
|---------------------|-------------------------------------|
|                     | <b>CLERMONT 29 - 19 CASTRES</b>     |
|                     | <b>BAYONNE 22 - 22 LYON</b>         |
| <b>Bd</b>           | <b>PAU 28 - 30 BORDEAUX-BEGLES</b>  |
| <b>Bo</b>           | <b>TOULOUSE 31 - 3 GRENOBLE</b>     |
|                     | <b>BRIVE 25 - 16 RACING 92</b>      |
|                     | <b>SF PARIS 31 - 26 LA ROCHELLE</b> |
| <b>Bo</b>           | <b>TOULON 28 - 6 MONTPELLIER</b>    |

| AFFLUENCES             | Spectateurs |
|------------------------|-------------|
| TOULON - MONTPELLIER   | 38012       |
| CLERMONT - CASTRES     | 15500       |
| BRIVE - RACING 92      | 10526       |
| PAU - BORDEAUX-BEGLES  | 10521       |
| SF PARIS - LA ROCHELLE | 10222       |
| BAYONNE - LYON         | 10200       |
| TOULOUSE - GRENOBLE    | 10034       |

| FRANCHISSEMENTS |   |
|-----------------|---|
| TOULON          | 8 |
| SF PARIS        | 7 |
| TOULOUSE        | 6 |
| CLERMONT        | 6 |
| MONTPELLIER     | 5 |
| GRENOBLE        | 4 |
| BORDEAUX-BEGLES | 4 |
| PAU             | 4 |
| CASTRES         | 4 |
| LA ROCHELLE     | 4 |
| RACING 92       | 3 |
| BRIVE           | 3 |
| BAYONNE         | 3 |
| LYON            | 1 |

| PASSES          |     |
|-----------------|-----|
| TOULOUSE        | 188 |
| LA ROCHELLE     | 169 |
| SF PARIS        | 133 |
| TOULON          | 121 |
| LYON            | 121 |
| GRENOBLE        | 120 |
| RACING 92       | 113 |
| BRIVE           | 110 |
| BAYONNE         | 110 |
| CASTRES         | 105 |
| PAU             | 104 |
| CLERMONT        | 102 |
| MONTPELLIER     | 91  |
| BORDEAUX-BEGLES | 85  |

| BALLONS PERDUS  |    |
|-----------------|----|
| PAU             | 10 |
| TOULON          | 10 |
| BORDEAUX-BEGLES | 11 |
| TOULOUSE        | 11 |
| MONTPELLIER     | 11 |
| BAYONNE         | 12 |
| RACING 92       | 12 |
| LA ROCHELLE     | 13 |
| BRIVE           | 13 |
| CLERMONT        | 14 |
| CASTRES         | 14 |
| LYON            | 14 |
| SF PARIS        | 16 |
| GRENOBLE        | 16 |

| REALISATEURS (pts)          |
|-----------------------------|
| T. TAYLOR (Pau) 23          |
| G. GERMAIN (Brive) 17       |
| B. JAMES (La Rochelle) 16   |
| I. MADIGAN (Bordeaux-Be) 15 |
| L. HALFPENNY (Toulon) 13    |
| M. HARRIS (Lyon) 13         |

| REUSSITE AUX TIRS (%)          |
|--------------------------------|
| T. TAYLOR (Pau) 100% (8/8)     |
| G. GERMAIN (Brive) 100% (6/6)  |
| M. PARRA (Clermont) 100% (3/3) |
| S. BEZY (Toulouse) 83% (5/6)   |
| J. HART (Racing 9) 75% (3/4)   |
| B. JAMES (La Roche) 75% (6/8)  |

| PLAQUAGES DEFENSIFS - EFFIC. |     |     |
|------------------------------|-----|-----|
| SF PARIS                     | 179 | 93% |
| GRENOBLE                     | 140 | 91% |
| LA ROCHELLE                  | 121 | 87% |
| TOULON                       | 115 | 90% |
| MONTPELLIER                  | 106 | 81% |
| RACING 92                    | 102 | 84% |
| BRIVE                        | 101 | 86% |
| BAYONNE                      | 98  | 93% |
| CASTRES                      | 94  | 90% |
| CLERMONT                     | 89  | 82% |
| TOULOUSE                     | 79  | 94% |
| BORDEAUX-BEGLES              | 66  | 77% |
| LYON                         | 64  | 95% |
| PAU                          | 62  | 89% |

| FAUTES- PENALITES |    |
|-------------------|----|
| CLERMONT          | 8  |
| LA ROCHELLE       | 9  |
| PAU               | 10 |
| GRENOBLE          | 10 |
| TOULON            | 10 |
| BAYONNE           | 11 |
| TOULOUSE          | 11 |
| BRIVE             | 11 |
| RACING 92         | 12 |
| LYON              | 14 |
| CASTRES           | 15 |
| BORDEAUX-BEGLES   | 15 |
| MONTPELLIER       | 15 |
| SF PARIS          | 17 |

| PLAQUEURS                             |  |
|---------------------------------------|--|
| R. BONFILS (SF Paris) 20-2 91%        |  |
| P. GABRILLAGUES (SF Paris) 18-2 90%   |  |
| K. KORNATH (Grenoble) 18-0 100%       |  |
| J. ROSS (SF Paris) 17-2 89%           |  |
| G. DOUMAYROU (SF Paris) 15-0 100%     |  |
| M. GORGODZE (Toulon) 15-1 94%         |  |
| F. OUEDRAOGO (Montpelli) 15-1 94%     |  |
| P. WILLIAMS (SF Paris) 14-0 100%      |  |
| H. VAN DER MERWE (SF Paris) 14-0 100% |  |
| H. PYLE (SF Paris) 13-0 100%          |  |

| MARQUEURS (Essais)      |
|-------------------------|
| A. BURBAN (SF Paris) 2  |
| M. MEDARD (Toulouse) 1  |
| F. FRITZ (Toulouse) 1   |
| T. GRAY (Toulouse) 1    |
| G. GALAN (Toulouse) 1   |
| J. TUISOVA (Toulon) 1   |
| L. GILL (Toulon) 1      |
| M. GORGODZE (Toulon) 1  |
| R. LAKAFIA (SF Paris) 1 |
| J. IMHOFF (Racing 92) 1 |

| JOUEURS SELECTIONNABLES EDF |    |
|-----------------------------|----|
| RACING 92                   | 15 |
| GRENOBLE                    | 15 |
| CASTRES                     | 15 |
| LA ROCHELLE                 | 15 |
| SF PARIS                    | 15 |
| BAYONNE                     | 14 |
| TOULOUSE                    | 13 |
| CLERMONT                    | 13 |
| BRIVE                       | 12 |
| BORDEAUX-BEGLES             | 12 |
| TOULON                      | 11 |
| PAU                         | 11 |
| MONTPELLIER                 | 9  |
| LYON                        | 9  |

| RUCKS EFFICACITE |       |         |
|------------------|-------|---------|
| BRIVE            | 98,6% | 69/70   |
| RACING 92        | 98,6% | 68/69   |
| TOULON           | 97,1% | 66/68   |
| LYON             | 96,8% | 90/93   |
| TOULOUSE         | 96,7% | 88/91   |
| SF PARIS         | 96,3% | 77/80   |
| CASTRES          | 95,7% | 66/69   |
| BAYONNE          | 95,5% | 64/67   |
| BORDEAUX-BEG     | 94,9% | 56/59   |
| LA ROCHELLE      | 94,4% | 102/108 |
| MONTPELLIER      | 94,0% | 78/83   |
| CLERMONT         | 91,5% | 65/71   |
| PAU              | 91,2% | 52/57   |
| GRENOBLE         | 90,0% | 54/60   |

| ATTAQUANTS (Défenseurs battus) |  |
|--------------------------------|--|
| J. TUISOVA (Toulon) 6          |  |
| S. KOYAMAIBOLE (Brive) 6       |  |
| J. SINZELLE (SF Paris) 5       |  |
| H. BONNEVAL (SF Paris) 4       |  |
| M. O'CONNOR (Montpellier) 4    |  |
| G. LACROIX (La Rochelle) 4     |  |
| M. TALEBULA (Bordeaux-Be) 4    |  |
| M. MERMOZ (Toulon) 3           |  |

| ATTAQUANTS (Franchissements) |
|------------------------------|
| J. SINZELLE (SF Paris) 2     |
| A. BURBAN (SF Paris) 2       |
| J. IMHOFF (Racing 92) 2      |
| C. MALIE (Pau) 2             |
| L. DUPICHOT (Pau) 2          |
| M. O'CONNOR (Montpellier) 2  |
| D. STRETTLE (Clermont) 2     |
| S. GALALA (Brive) 2          |

| TOUCHES (Ballons gagnés)  |  |
|---------------------------|--|
| A. MULDOWNEY (Grenoble) 6 |  |
| F. CROS (Toulouse) 5      |  |
| L. NAKARAWA (Racing 92) 5 |  |
| V. BRUNI (Lyon) 5         |  |
| P. KIMLIN (Grenoble) 5    |  |
| J. TEKORI (Toulouse) 4    |  |
| C. OLLIVON (Toulon) 4     |  |
| V. VITO (La Rochelle) 4   |  |

| RUNS (Courses avec Ballon) |
|----------------------------|
| G. GALAN (Toulouse) 19     |
| C. FEARNIS (Lyon) 19       |
| S. KOYAMAIBOLE (Brive) 18  |
| T. TU'IFUA (Lyon) 16       |
| V. VITO (La Rochelle) 16   |
| N. ABENDANON (Clermont) 15 |
| L. HALFPENNY (Toulon) 14   |
| H. BONNEVAL (SF Paris) 14  |



## &gt; FEUILLES DE MATCH

| SF PARIS 31 - 26 LA ROCHELLE |                                 | Bd                 |
|------------------------------|---------------------------------|--------------------|
| ARBITRE                      | P. Gauzere                      | AFFLUENCE : 10 222 |
| SF PARIS                     |                                 | LA ROCHELLE        |
| 28 ans 5 mois                | MOY. AGE                        | 26 ans             |
| 15 / 23                      | JOUEURS SELEC. EDF              | 15 / 23            |
| 4 - 4                        | ESSAIS - TRANSF.                | 2 - 2              |
| 1 - 0                        | PENALITES - DROPS               | 4 - 0              |
| 5 / 7                        | REUSSITE TIRS                   | 75,0% 6 / 8        |
| 17                           | FAUTES - CARTONS                | 9                  |
| 4 / 1                        | MELEES ( G / P )                | 5 / 0              |
| 5 / 1                        | TOUCHES ( G / P )               | 10 / 4             |
| 92,7%                        | PLAQUAGES (Total / Manqués / %) | 121 / 16 86,8%     |
| 7                            | FRANCHISSEMENTS                 | 4                  |
| 16                           | DEFENSEURS BATTUS               | 13                 |

| SANCTIONS                   |    |
|-----------------------------|----|
| CARTONS ROUGES - EXPLUSIONS | 0  |
| TOTAL CETTE SAISON          | 8  |
| TOTAL L'AN PASSE            | 3  |
| CARTONS JAUNES              | 10 |
| TOTAL CETTE SAISON          | 83 |
| TOTAL L'AN PASSE            | 84 |

| CLERMONT 29 - 19 CASTRES |                                 |                    |
|--------------------------|---------------------------------|--------------------|
| ARBITRE                  | T. Trainini                     | AFFLUENCE : 15 500 |
| CLERMONT                 |                                 | CASTRES            |
| 27 ans 11 mois           | MOY. AGE                        | 27 ans 11 mois     |
| 13 / 23                  | JOUEURS SELEC. EDF              | 15 / 23            |
| 3 - 1                    | ESSAIS - TRANSF.                | 1 - 1              |
| 4 - 0                    | PENALITES - DROPS               | 4 - 0              |
| 5 / 8                    | REUSSITE TIRS                   | 83,3% 5 / 6        |
| 8                        | FAUTES - CARTONS                | 1 15               |
| 8 / 0                    | MELEES ( G / P )                | 5 / 1              |
| 11 / 4                   | TOUCHES ( G / P )               | 6 / 0              |
| 82,0%                    | PLAQUAGES (Total / Manqués / %) | 94 / 9 90,4%       |
| 6                        | FRANCHISSEMENTS                 | 4                  |
| 9                        | DEFENSEURS BATTUS               | 16                 |

| BAYONNE 22 - 22 LYON |                                 |                    |
|----------------------|---------------------------------|--------------------|
| ARBITRE              | M. Raynal                       | AFFLUENCE : 10 200 |
| BAYONNE              |                                 | LYON               |
| 59 ans 2 mois        | MOY. AGE                        | 31 ans 4 mois      |
| 14 / 23              | JOUEURS SELEC. EDF              | 9 / 23             |
| 1 - 1                | ESSAIS - TRANSF.                | 1 - 1              |
| 4 - 1                | PENALITES - DROPS               | 5 - 0              |
| 5 / 7                | REUSSITE TIRS                   | 75,0% 6 / 8        |
| 11                   | FAUTES - CARTONS                | 1 14               |
| 5 / 1                | MELEES ( G / P )                | 3 / 1              |
| 13 / 5               | TOUCHES ( G / P )               | 10 / 1             |
| 92,9%                | PLAQUAGES (Total / Manqués / %) | 64 / 3 95,3%       |
| 3                    | FRANCHISSEMENTS                 | 1                  |
| 3                    | DEFENSEURS BATTUS               | 7                  |

| Bd PAU 28 - 30 BORDEAUX-BEGLES |                                 |                    |
|--------------------------------|---------------------------------|--------------------|
| ARBITRE                        | C. Marchat                      | AFFLUENCE : 10 521 |
| PAU                            |                                 | BORDEAUX-BEGLES    |
| 27 ans 10 mois                 | MOY. AGE                        | 28 ans 2 mois      |
| 11 / 23                        | JOUEURS SELEC. EDF              | 12 / 23            |
| 1 - 1                          | ESSAIS - TRANSF.                | 2 - 1              |
| 7 - 0                          | PENALITES - DROPS               | 6 - 0              |
| 8 / 9                          | REUSSITE TIRS                   | 77,8% 7 / 9        |
| 10                             | FAUTES - CARTONS                | 1 15               |
| 4 / 3                          | MELEES ( G / P )                | 7 / 0              |
| 14 / 1                         | TOUCHES ( G / P )               | 13 / 2             |
| 88,7%                          | PLAQUAGES (Total / Manqués / %) | 79 / 5 77,3%       |
| 4                              | FRANCHISSEMENTS                 | 4                  |
| 15                             | DEFENSEURS BATTUS               | 7                  |

| Bo TOULOUSE 31 - 3 GRENOBLE |                                 |                    |
|-----------------------------|---------------------------------|--------------------|
| ARBITRE                     | J. Garces                       | AFFLUENCE : 10 034 |
| TOULOUSE                    |                                 | GRENOBLE           |
| 28 ans                      | MOY. AGE                        | 25 ans 10 mois     |
| 13 / 23                     | JOUEURS SELEC. EDF              | 15 / 23            |
| 4 - 4                       | ESSAIS - TRANSF.                | 0 - 0              |
| 1 - 0                       | PENALITES - DROPS               | 1 - 0              |
| 5 / 6                       | REUSSITE TIRS                   | 50,0% 1 / 2        |
| 11                          | FAUTES - CARTONS                | 0 10               |
| 7 / 0                       | MELEES ( G / P )                | 4 / 2              |
| 13 / 2                      | TOUCHES ( G / P )               | 16 / 5             |
| 93,7%                       | PLAQUAGES (Total / Manqués / %) | 140 / 12 91,4%     |
| 6                           | FRANCHISSEMENTS                 | 4                  |
| 12                          | DEFENSEURS BATTUS               | 5                  |

| BRIVE 25 - 16 RACING 92 |                                 |                    |
|-------------------------|---------------------------------|--------------------|
| ARBITRE                 | T. Charabas                     | AFFLUENCE : 10 526 |
| BRIVE                   |                                 | RACING 92          |
| 70 ans 1 mois           | MOY. AGE                        | 29 ans 11 mois     |
| 12 / 23                 | JOUEURS SELEC. EDF              | 15 / 23            |
| 1 - 1                   | ESSAIS - TRANSF.                | 1 - 1              |
| 5 - 1                   | PENALITES - DROPS               | 3 - 0              |
| 6 / 6                   | REUSSITE TIRS                   | 80,0% 4 / 5        |
| 11                      | FAUTES - CARTONS                | 1 12               |
| 9 / 1                   | MELEES ( G / P )                | 6 / 0              |
| 7 / 3                   | TOUCHES ( G / P )               | 9 / 4              |
| 86,1%                   | PLAQUAGES (Total / Manqués / %) | 102 / 16 84,3%     |
| 3                       | FRANCHISSEMENTS                 | 3                  |
| 16                      | DEFENSEURS BATTUS               | 14                 |

| Bo TOULON 28 - 6 MONTPELLIER |                                 |                    |
|------------------------------|---------------------------------|--------------------|
| ARBITRE                      | S. Attalah                      | AFFLUENCE : 38 012 |
| TOULON                       |                                 | MONTPELLIER        |
| 27 ans 5 mois                | MOY. AGE                        | 26 ans 10 mois     |
| 11 / 23                      | JOUEURS SELEC. EDF              | 9 / 23             |
| 3 - 2                        | ESSAIS - TRANSF.                | 0 - 0              |
| 3 - 0                        | PENALITES - DROPS               | 2 - 0              |
| 5 / 7                        | REUSSITE TIRS                   | 40,0% 2 / 5        |
| 10                           | FAUTES - CARTONS                | 1 15               |
| 8 / 1                        | MELEES ( G / P )                | 4 / 0              |
| 9 / 0                        | TOUCHES ( G / P )               | 7 / 3              |
| 89,6%                        | PLAQUAGES (Total / Manqués / %) | 106 / 20 81,1%     |
| 8                            | FRANCHISSEMENTS                 | 5                  |
| 20                           | DEFENSEURS BATTUS               | 12                 |

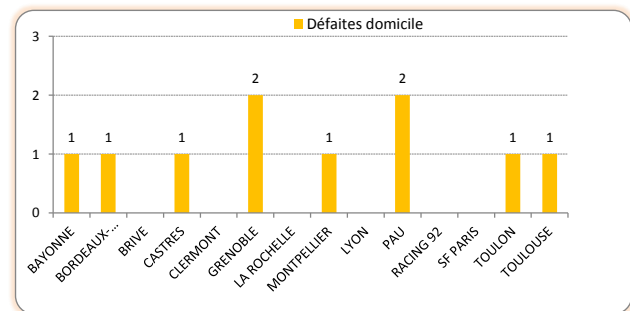


|    | Equipe          | Points | Matches | G | N | P | BO | BD | +   | -   | Dif. |
|----|-----------------|--------|---------|---|---|---|----|----|-----|-----|------|
| 1  | CLERMONT        | 23     | 7       | 4 | 2 | 1 | 2  | 1  | 223 | 150 | 73   |
| 2  | LA ROCHELLE     | 22     | 7       | 4 | 1 | 2 | 2  | 2  | 209 | 162 | 47   |
| 3  | TOULON          | 20     | 7       | 4 | 0 | 3 | 2  | 2  | 179 | 154 | 25   |
| 4  | MONTPELLIER     | 19     | 7       | 4 | 0 | 3 | 2  | 1  | 176 | 124 | 52   |
| 5  | TOULOUSE        | 18     | 7       | 4 | 0 | 3 | 1  | 1  | 145 | 135 | 10   |
| 6  | BORDEAUX-BEGLES | 18     | 7       | 4 | 0 | 3 | 1  | 1  | 165 | 161 | 4    |
| 7  | BRIVE           | 18     | 7       | 4 | 1 | 2 | 0  | 0  | 158 | 178 | -20  |
| 8  | SF PARIS        | 16     | 7       | 3 | 1 | 3 | 1  | 1  | 188 | 175 | 13   |
| 9  | CASTRES         | 16     | 7       | 3 | 1 | 3 | 1  | 1  | 179 | 139 | 40   |
| 10 | PAU             | 15     | 7       | 3 | 0 | 4 | 1  | 2  | 157 | 174 | -17  |
| 11 | RACING 92       | 14     | 7       | 3 | 0 | 4 | 2  | 0  | 156 | 178 | -22  |
| 12 | LYON            | 13     | 7       | 2 | 2 | 3 | 1  | 0  | 138 | 174 | -36  |
| 13 | BAYONNE         | 8      | 7       | 1 | 2 | 4 | 0  | 0  | 117 | 177 | -60  |
| 14 | GRENOBLE        | 6      | 7       | 1 | 0 | 6 | 0  | 2  | 138 | 247 | -109 |

Qualification 1/2 Finale
Qualification Barrages
Descente en PRO D2
\*: 1 match en plus

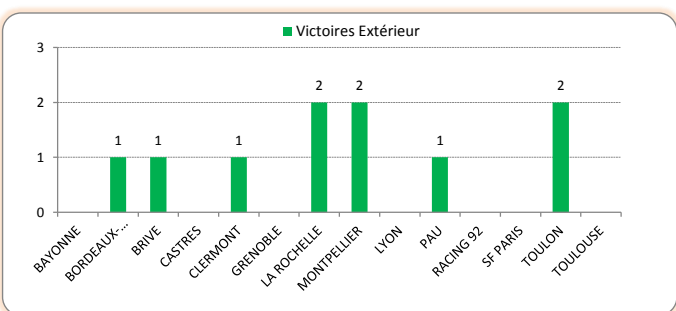
> Classement Domicile

| Equipe            | Pts | Mat | G | N | P | +   | -   |
|-------------------|-----|-----|---|---|---|-----|-----|
| 1 TOULOUSE        | 17  | 5   | 4 | 0 | 1 | 111 | 82  |
| 2 SF PARIS        | 15  | 4   | 3 | 1 | 0 | 144 | 101 |
| 3 CLERMONT        | 14  | 3   | 3 | 0 | 0 | 116 | 45  |
| 4 RACING 92       | 14  | 3   | 3 | 0 | 0 | 98  | 60  |
| 5 CASTRES         | 13  | 4   | 3 | 0 | 1 | 123 | 69  |
| 6 BORDEAUX-BEGLES | 13  | 4   | 3 | 0 | 1 | 102 | 71  |
| 7 LA ROCHELLE     | 12  | 3   | 2 | 1 | 0 | 107 | 65  |
| 8 BRIVE           | 12  | 3   | 3 | 0 | 0 | 82  | 64  |
| 9 MONTPELLIER     | 11  | 3   | 2 | 0 | 1 | 105 | 52  |
| 10 PAU            | 11  | 4   | 2 | 0 | 2 | 94  | 67  |
| 11 LYON           | 11  | 3   | 2 | 1 | 0 | 72  | 48  |
| 12 TOULON         | 10  | 3   | 2 | 0 | 1 | 72  | 52  |
| 13 BAYONNE        | 8   | 4   | 1 | 2 | 1 | 71  | 78  |
| 14 GRENOBLE       | 6   | 3   | 1 | 0 | 2 | 93  | 84  |



> Classement Extérieur

| Equipe            | Pts | Mat | G | N | P | +   | -   |
|-------------------|-----|-----|---|---|---|-----|-----|
| 1 LA ROCHELLE     | 10  | 4   | 2 | 0 | 2 | 102 | 97  |
| 2 TOULON          | 10  | 4   | 2 | 0 | 2 | 107 | 102 |
| 3 CLERMONT        | 9   | 4   | 1 | 2 | 1 | 107 | 105 |
| 4 MONTPELLIER     | 8   | 4   | 2 | 0 | 2 | 71  | 72  |
| 5 BRIVE           | 6   | 4   | 1 | 1 | 2 | 76  | 114 |
| 6 BORDEAUX-BEGLES | 5   | 3   | 1 | 0 | 2 | 63  | 90  |
| 7 PAU             | 4   | 3   | 1 | 0 | 2 | 63  | 107 |
| 8 CASTRES         | 3   | 3   | 0 | 1 | 2 | 56  | 70  |
| 9 LYON            | 2   | 4   | 0 | 1 | 3 | 66  | 126 |
| 10 TOULOUSE       | 1   | 2   | 0 | 0 | 2 | 34  | 53  |
| 11 SF PARIS       | 1   | 3   | 0 | 0 | 3 | 44  | 74  |
| 12 BAYONNE        | 0   | 3   | 0 | 0 | 3 | 46  | 99  |
| 13 RACING 92      | 0   | 4   | 0 | 0 | 4 | 58  | 118 |
| 14 GRENOBLE       | 0   | 4   | 0 | 0 | 4 | 45  | 163 |



> Prochaines journées

| J8 - | 8-oct.-16               |
|------|-------------------------|
|      | RACING 92 - SF PARIS    |
|      | MONTPELLIER - CASTRES   |
|      | BORDEAUX-BEGLES - BRIVE |
|      | GRENOBLE - BAYONNE      |
|      | LA ROCHELLE - TOULON    |
|      | LYON - PAU              |
|      | CLERMONT - TOULOUSE     |

| J9 - | 29-oct.-16                |
|------|---------------------------|
|      | TOULON - GRENOBLE         |
|      | MONTPELLIER - LA ROCHELLE |
|      | CASTRES - BORDEAUX-BEGLES |
|      | BRIVE - CLERMONT          |
|      | SF PARIS - LYON           |
|      | BAYONNE - RACING 92       |
|      | PAU - TOULOUSE            |



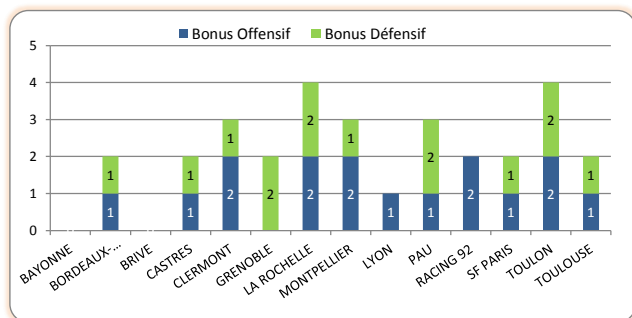
> Saison régulière - Meilleures Affluences

|          | Spect.        | Journée   | Match                         |
|----------|---------------|-----------|-------------------------------|
| 1        | 38 012        | J7        | TOULON - MONTPELLIER          |
| 2        | 25 410        | J4        | BORDEAUX-BEGLES - BAYONNE     |
| 3        | 22 771        | J1        | BORDEAUX-BEGLES - RACING 92   |
| 4        | 20 306        | J3        | BORDEAUX-BEGLES - MONTPELLIER |
| 5        | 18 829        | J4        | TOULOUSE - TOULON             |
| 6        | 18 564        | J6        | BORDEAUX-BEGLES - LYON        |
| 7        | 17 674        | J4        | CLERMONT - RACING 92          |
| <b>8</b> | <b>15 538</b> | <b>J3</b> | <b>SF PARIS - CLERMONT</b>    |
| 9        | 15 500        | J7        | CLERMONT - CASTRES            |
| 10       | 15 500        | J5        | CLERMONT - BORDEAUX-BEGLES    |
| 11       | 15 000        | J6        | LA ROCHELLE - BAYONNE         |
| 12       | 15 000        | J4        | LA ROCHELLE - LYON            |
| 13       | 15 000        | J1        | BAYONNE - TOULON              |
| 14       | 15 000        | J1        | LA ROCHELLE - CLERMONT        |

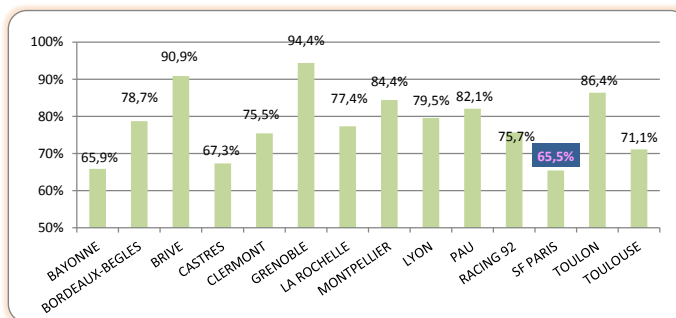
> Saison régulière - Moyenne Affluence / club

|           | Equipes         | Moyenne      | Total        | Var n-1     |
|-----------|-----------------|--------------|--------------|-------------|
| 1         | BORDEAUX-BEGLES | 21762        | 87051        | -14%        |
| 2         | TOULON          | 21659        | 64978        | +15%        |
| 3         | CLERMONT        | 16224        | 48674        | -3%         |
| 4         | LA ROCHELLE     | 15000        | 45000        | +2%         |
| 5         | TOULOUSE        | 13301        | 66508        | -22%        |
| 6         | BAYONNE         | 12356        | 49425        | -           |
| 7         | PAU             | 10880        | 43521        | -11%        |
| 8         | GRENOBLE        | 10500        | 31500        | -24%        |
| 9         | MONTPELLIER     | 10431        | 31294        | -9%         |
| 10        | BRIVE           | 10272        | 30817        | -8%         |
| <b>11</b> | <b>SF PARIS</b> | <b>10241</b> | <b>40867</b> | <b>-13%</b> |
| 12        | LYON            | 9842         | 29528        | -           |
| 13        | RACING 92       | 8961         | 26885        | -16%        |
| 14        | CASTRES         | 8221         | 32885        | -14%        |

> Saison régulière - Les Bonus

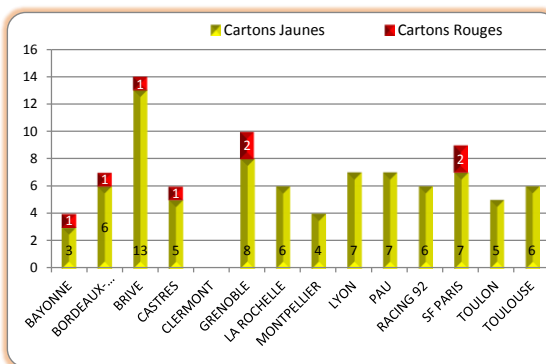


> Saison régulière - Réussite aux tirs



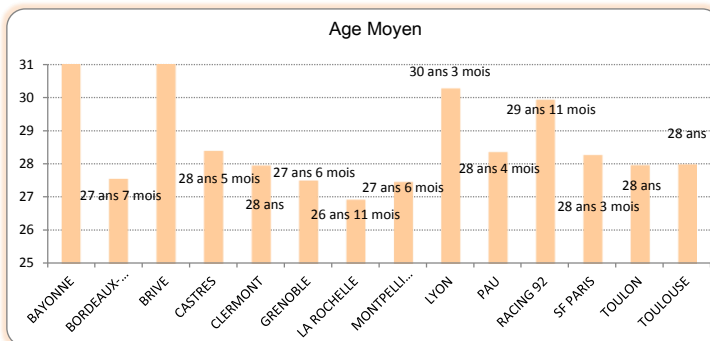
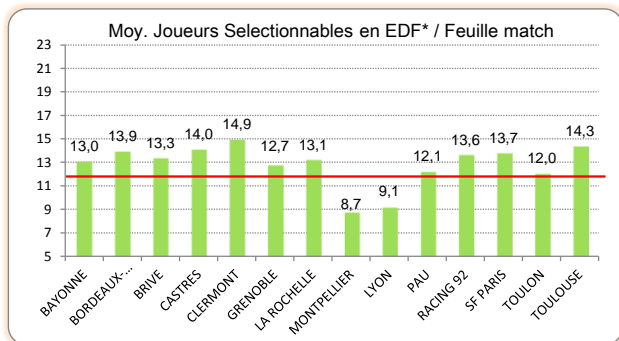
> Saison régulière - Discipline Cartons & Fautes

| Cartons            | CJ       | CR       |
|--------------------|----------|----------|
| 1 CLERMONT         | 0        | 0        |
| 2 MONTPELLIER      | 4        | 0        |
| - BAYONNE          | 3        | 1        |
| 4 TOULON           | 5        | 0        |
| 5 TOULOUSE         | 6        | 0        |
| - RACING 92        | 6        | 0        |
| - LA ROCHELLE      | 6        | 0        |
| - CASTRES          | 5        | 1        |
| 9 PAU              | 7        | 0        |
| - LYON             | 7        | 0        |
| - BORDEAUX-BEGLES  | 6        | 1        |
| <b>12 SF PARIS</b> | <b>7</b> | <b>2</b> |
| 13 GRENOBLE        | 8        | 2        |
| 14 BRIVE           | 13       | 1        |



| Penalités Concédées | Total     | Moy.        |
|---------------------|-----------|-------------|
| 1 CLERMONT          | 66        | 9,4         |
| 2 CASTRES           | 73        | 10,4        |
| 3 LA ROCHELLE       | 76        | 10,8        |
| 4 BAYONNE           | 77        | 11          |
| 5 MONTPELLIER       | 79        | 11,2        |
| 6 TOULOUSE          | 80        | 11,4        |
| 7 GRENOBLE          | 82        | 11,7        |
| 8 PAU               | 85        | 12,1        |
| 9 TOULON            | 86        | 12,2        |
| - BORDEAUX-BEGLES   | 86        | 12,2        |
| <b>11 SF PARIS</b>  | <b>87</b> | <b>12,4</b> |
| 12 LYON             | 88        | 12,5        |
| 13 RACING 92        | 94        | 13,4        |
| 14 BRIVE            | 96        | 13,7        |

> Saison régulière - Feuilles de Matches





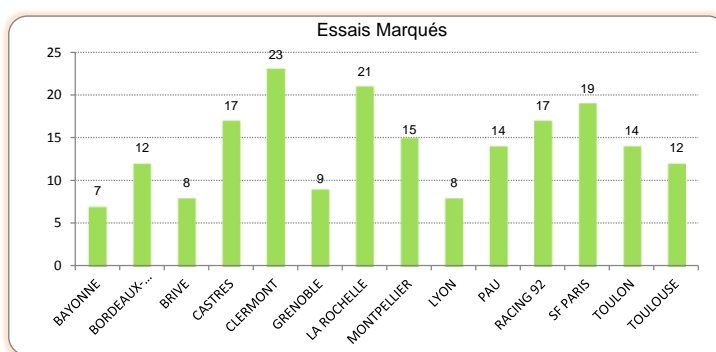
> Saison Régulière - Attaque

| Points Marqués |                 |            |
|----------------|-----------------|------------|
| 1              | CLERMONT        | 223        |
| 2              | LA ROCHELLE     | 209        |
| 3              | <b>SF PARIS</b> | <b>188</b> |
| 4              | CASTRES         | 179        |
| -              | TOULON          | 179        |
| 6              | MONTPELLIER     | 176        |
| 7              | BORDEAUX-BEGLES | 165        |
| 8              | BRIVE           | 158        |
| 9              | PAU             | 157        |
| 10             | RACING 92       | 156        |
| 11             | TOULOUSE        | 145        |
| 12             | GRENOBLE        | 138        |
| -              | LYON            | 138        |
| 14             | BAYONNE         | 117        |

| Essais marqués |                 |           |
|----------------|-----------------|-----------|
| 1              | CLERMONT        | 23        |
| 2              | LA ROCHELLE     | 21        |
| 3              | <b>SF PARIS</b> | <b>19</b> |
| 4              | CASTRES         | 17        |
| -              | RACING 92       | 17        |
| 6              | MONTPELLIER     | 15        |
| 7              | PAU             | 14        |
| -              | TOULON          | 14        |
| 9              | BORDEAUX-BEGLES | 12        |
| -              | TOULOUSE        | 12        |
| 11             | GRENOBLE        | 9         |
| 12             | BRIVE           | 8         |
| -              | LYON            | 8         |
| 14             | BAYONNE         | 7         |

| Pénalités Marquées |                 |           |
|--------------------|-----------------|-----------|
| 1                  | BRIVE           | 32        |
| 2                  | BORDEAUX-BEGLES | 28        |
| -                  | LYON            | 28        |
| 4                  | TOULON          | 27        |
| 5                  | CLERMONT        | 25        |
| -                  | GRENOBLE        | 25        |
| -                  | MONTPELLIER     | 25        |
| 8                  | CASTRES         | 24        |
| 9                  | PAU             | 23        |
| 10                 | BAYONNE         | 22        |
| -                  | LA ROCHELLE     | 22        |
| 12                 | <b>SF PARIS</b> | <b>21</b> |
| -                  | TOULOUSE        | 21        |
| 14                 | RACING 92       | 15        |

| Drop Marqués |                 |          |
|--------------|-----------------|----------|
| 1            | BAYONNE         | 2        |
| -            | BRIVE           | 2        |
| -            | TOULON          | 2        |
| 4            | BORDEAUX-BEGLES | 1        |
| -            | CLERMONT        | 1        |
| 6            | CASTRES         | 0        |
| -            | GRENOBLE        | 0        |
| -            | LA ROCHELLE     | 0        |
| -            | MONTPELLIER     | 0        |
| -            | LYON            | 0        |
| -            | PAU             | 0        |
| -            | RACING 92       | 0        |
| -            | <b>SF PARIS</b> | <b>0</b> |
| -            | TOULOUSE        | 0        |



| Franchissements Effectués - Total - Moy/match |                 |           |            |
|---|-----------------|-----------|------------|
| 1   | RACING 92       | 59        | 8,4        |
| 2   | LA ROCHELLE     | 48        | 6,8        |
| -   | MONTPELLIER     | 48        | 6,8        |
| 4   | PAU             | 47        | 6,7        |
| 5   | CASTRES         | 43        | 6,1        |
| 6   | CLERMONT        | 40        | 5,7        |
| -   | <b>SF PARIS</b> | <b>40</b> | <b>5,7</b> |
| 8   | TOULON          | 39        | 5,5        |
| 9   | BAYONNE         | 38        | 5,4        |
| 10  | BORDEAUX-BEGLES | 33        | 4,7        |
| -   | TOULOUSE        | 33        | 4,7        |
| 12  | GRENOBLE        | 31        | 4,4        |
| 14  | LYON            | 26        | 3,7        |
| 14  | BRIVE           | 19        | 2,7        |

| Défenseurs battus - Total - Moy/match |                 |            |             |
|---------------------------------------|-----------------|------------|-------------|
| 1                                     | RACING 92       | 123        | 17,6        |
| 2                                     | <b>SF PARIS</b> | <b>122</b> | <b>17,4</b> |
| 3                                     | CASTRES         | 113        | 16,1        |
| 4                                     | CLERMONT        | 106        | 15,1        |
| -                                     | LA ROCHELLE     | 106        | 15,1        |
| 6                                     | MONTPELLIER     | 104        | 14,9        |
| 7                                     | PAU             | 98         | 14,0        |
| 8                                     | TOULON          | 84         | 12,0        |
| -                                     | TOULOUSE        | 84         | 12,0        |
| 10                                    | BAYONNE         | 78         | 11,1        |
| 11                                    | BORDEAUX-BEGLES | 77         | 11,0        |
| 12                                    | GRENOBLE        | 73         | 10,4        |
| 13                                    | LYON            | 71         | 10,1        |
| 14                                    | BRIVE           | 69         | 9,9         |

| Rucks Gagnés - % |                 |              |
|------------------|-----------------|--------------|
| 1                | <b>SF PARIS</b> | <b>97,3%</b> |
| 2                | CASTRES         | 96,6%        |
| 3                | GRENOBLE        | 96,5%        |
| 4                | PAU             | 96,3%        |
| 5                | BAYONNE         | 96,3%        |
| 6                | LA ROCHELLE     | 96,0%        |
| 7                | BRIVE           | 96,0%        |
| 8                | CLERMONT        | 95,8%        |
| 9                | TOULOUSE        | 95,6%        |
| 10               | TOULON          | 95,6%        |
| 11               | MONTPELLIER     | 95,3%        |
| 12               | RACING 92       | 95,0%        |
| 13               | BORDEAUX-BEGLES | 95,0%        |
| 14               | LYON            | 94,0%        |

| Offloads* - Total - Moy/match |                 |           |             |
|-------------------------------|-----------------|-----------|-------------|
| 1                             | RACING 92       | 100       | 14,3        |
| 2                             | TOULOUSE        | 94        | 13,4        |
| 3                             | MONTPELLIER     | 89        | 12,7        |
| 4                             | TOULON          | 84        | 12,0        |
| 5                             | LA ROCHELLE     | 77        | 11,0        |
| 6                             | <b>SF PARIS</b> | <b>76</b> | <b>10,9</b> |
| 7                             | BAYONNE         | 71        | 10,1        |
| 8                             | CASTRES         | 68        | 9,7         |
| -                             | CLERMONT        | 68        | 9,7         |
| 10                            | PAU             | 67        | 9,6         |
| 11                            | BORDEAUX-BEGLES | 62        | 8,9         |
| 12                            | BRIVE           | 60        | 8,6         |
| 13                            | GRENOBLE        | 48        | 6,9         |
| -                             | LYON            | 48        | 6,9         |

| Ballons Perdus Total - Moy/match |                 |           |             |
|----------------------------------|-----------------|-----------|-------------|
| 1                                | <b>SF PARIS</b> | <b>76</b> | <b>10,8</b> |
| 2                                | GRENOBLE        | 78        | 11,1        |
| 3                                | CLERMONT        | 81        | 11,5        |
| 4                                | PAU             | 82        | 11,7        |
| 5                                | LA ROCHELLE     | 83        | 11,8        |
| 6                                | LYON            | 87        | 12,4        |
| 7                                | TOULOUSE        | 91        | 13          |
| -                                | BORDEAUX-BEGLES | 91        | 13          |
| 9                                | TOULON          | 93        | 13,2        |
| -                                | BRIVE           | 93        | 13,2        |
| -                                | BAYONNE         | 93        | 13,2        |
| 12                               | CASTRES         | 97        | 13,8        |
| 13                               | RACING 92       | 98        | 14          |
| 14                               | MONTPELLIER     | 105       | 15          |

\*: Passes après contact



> Saison Régulière - Défense

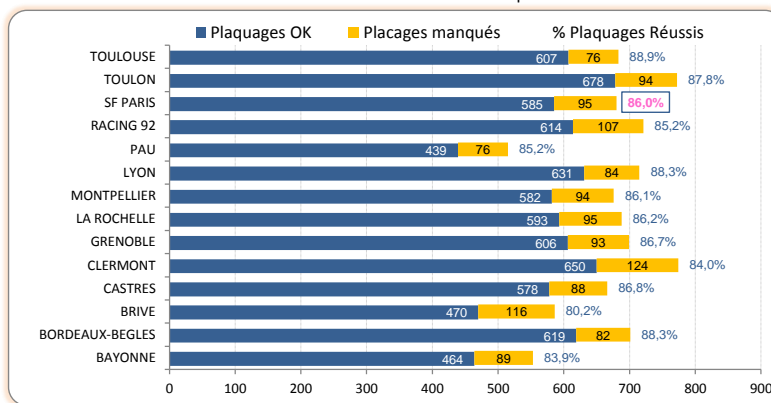
| Points Concédés |                 |     |
|-----------------|-----------------|-----|
| 1               | MONTPELLIER     | 124 |
| 2               | TOULOUSE        | 135 |
| 3               | CASTRES         | 139 |
| 4               | CLERMONT        | 150 |
| 5               | TOULON          | 154 |
| 6               | BORDEAUX-BEGLES | 161 |
| 7               | LA ROCHELLE     | 162 |
| 8               | PAU             | 174 |
| -               | LYON            | 174 |
| 10              | SF PARIS        | 175 |
| 11              | BAYONNE         | 177 |
| 12              | RACING 92       | 178 |
| -               | BRIVE           | 178 |
| 14              | GRENOBLE        | 247 |

| Essais Concédés |                 |    |
|-----------------|-----------------|----|
| 1               | TOULOUSE        | 10 |
| -               | MONTPELLIER     | 10 |
| -               | CASTRES         | 10 |
| 4               | SF PARIS        | 12 |
| -               | BORDEAUX-BEGLES | 12 |
| 6               | PAU             | 13 |
| -               | LA ROCHELLE     | 13 |
| 8               | TOULON          | 14 |
| -               | BRIVE           | 14 |
| -               | BAYONNE         | 14 |
| 11              | RACING 92       | 15 |
| -               | CLERMONT        | 15 |
| 13              | LYON            | 16 |
| 14              | GRENOBLE        | 28 |

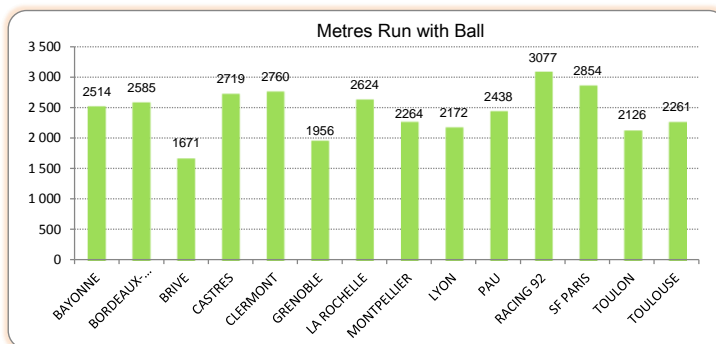
| Pénalités Concédées* |                 |    |
|----------------------|-----------------|----|
| 1                    | CLERMONT        | 17 |
| 2                    | MONTPELLIER     | 19 |
| 3                    | LYON            | 21 |
| -                    | GRENOBLE        | 21 |
| 5                    | TOULON          | 22 |
| 6                    | TOULOUSE        | 24 |
| -                    | RACING 92       | 24 |
| 8                    | LA ROCHELLE     | 25 |
| -                    | CASTRES         | 25 |
| 10                   | BORDEAUX-BEGLES | 27 |
| -                    | BAYONNE         | 27 |
| 12                   | PAU             | 28 |
| -                    | BRIVE           | 28 |
| 14                   | SF PARIS        | 30 |

\* : converties en points

| Plaquages Défensifs - Total - Manqués - % effic. |                 |     |     |       |
|--|-----------------|-----|-----|-------|
| 1  | CLERMONT        | 774 | 124 | 84,0% |
| 2  | TOULON          | 772 | 94  | 87,8% |
| 3  | RACING 92       | 721 | 107 | 85,2% |
| 4  | LYON            | 715 | 84  | 88,3% |
| 5  | BORDEAUX-BEGLES | 701 | 82  | 88,3% |
| 6  | GRENOBLE        | 699 | 93  | 86,7% |
| 7  | LA ROCHELLE     | 688 | 95  | 86,2% |
| 8  | TOULOUSE        | 683 | 76  | 88,9% |
| 9  | SF PARIS        | 680 | 95  | 86,0% |
| 10   | MONTPELLIER     | 676 | 94  | 86,1% |
| 11   | CASTRES         | 666 | 88  | 86,8% |
| 12   | BRIVE           | 586 | 116 | 80,2% |
| 13   | BAYONNE         | 553 | 89  | 83,9% |
| 14   | PAU             | 515 | 76  | 85,2% |



| Franchis. concédés - Total - Moy/match |                 |    |      |
|--|-----------------|----|------|
| 1                                      | CASTRES         | 39 | 5,5  |
| 2                                      | TOULOUSE        | 42 | 6    |
| 3                                      | RACING 92       | 46 | 6,5  |
| 4                                      | SF PARIS        | 48 | 6,8  |
| 5                                      | LA ROCHELLE     | 50 | 7,1  |
| 6                                      | GRENOBLE        | 51 | 7,2  |
| 7                                      | PAU             | 53 | 7,5  |
| 8                                      | LYON            | 55 | 7,8  |
| 9                                      | BAYONNE         | 60 | 8,5  |
| 10                                     | TOULON          | 61 | 8,7  |
| -                                      | BRIVE           | 61 | 8,7  |
| 12                                     | MONTPELLIER     | 62 | 8,8  |
| -                                      | BORDEAUX-BEGLES | 62 | 8,8  |
| 14                                     | CLERMONT        | 79 | 11,2 |



> Saison Régulière - Passes - Courses

| Passes Effectuées - Total - Moy |                 |     |     |
|---------------------------------|-----------------|-----|-----|
| 1                               | SF PARIS        | 998 | 142 |
| 2                               | RACING 92       | 828 | 118 |
| 3                               | LYON            | 823 | 117 |
| -                               | TOULOUSE        | 819 | 117 |
| 5                               | PAU             | 811 | 115 |
| 6                               | BAYONNE         | 773 | 110 |
| 7                               | LA ROCHELLE     | 746 | 106 |
| -                               | TOULON          | 745 | 106 |
| 9                               | GRENOBLE        | 729 | 104 |
| 10                              | CASTRES         | 709 | 101 |
| 11                              | CLERMONT        | 678 | 96  |
| 12                              | BORDEAUX-BEGLES | 657 | 93  |
| 13                              | BRIVE           | 622 | 88  |
| 14                              | MONTPELLIER     | 613 | 87  |

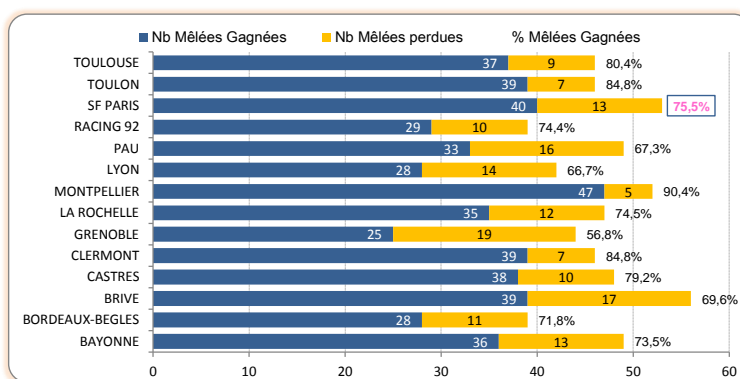
| Courses avec Ballon - Total - Moy |                 |     |       |
|-----------------------------------|-----------------|-----|-------|
| 1                                 | SF PARIS        | 824 | 117,7 |
| 2                                 | TOULOUSE        | 774 | 110,6 |
| 3                                 | RACING 92       | 754 | 107,7 |
| 4                                 | LA ROCHELLE     | 703 | 100,4 |
| 5                                 | CASTRES         | 669 | 95,6  |
| 6                                 | LYON            | 644 | 92,0  |
| 7                                 | TOULON          | 625 | 89,3  |
| 8                                 | CLERMONT        | 622 | 88,9  |
| -                                 | PAU             | 622 | 88,9  |
| 10                                | BAYONNE         | 621 | 88,7  |
| 11                                | MONTPELLIER     | 606 | 86,6  |
| 12                                | BORDEAUX-BEGLES | 598 | 85,4  |
| 13                                | BRIVE           | 543 | 77,6  |
| 14                                | GRENOBLE        | 520 | 74,3  |



> Statistiques sur les Mêlées

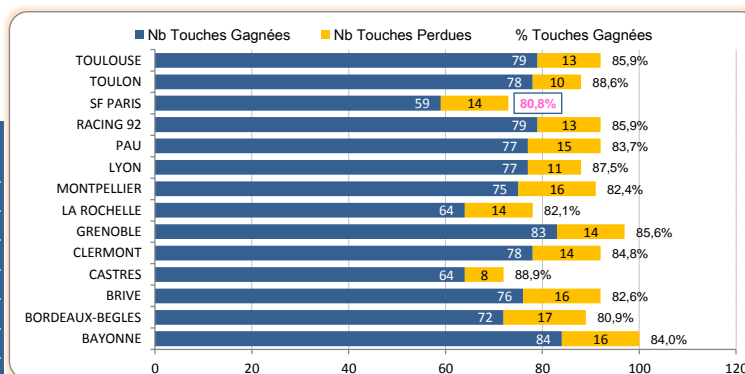
| Mêlées Gagnées sur propre Introduction |                 |       |       |    |    |
|--|-----------------|-------|-------|----|----|
|  |                 | %     | Total | G  | P  |
| 1                                      | MONTPELLIER     | 90,4% | 52    | 47 | 5  |
| 2                                      | TOULON          | 84,8% | 46    | 39 | 7  |
| 3                                      | CLERMONT        | 84,8% | 46    | 39 | 7  |
| 4                                      | TOULOUSE        | 80,4% | 46    | 37 | 9  |
| 5                                      | CASTRES         | 79,2% | 48    | 38 | 10 |
| 6                                      | SF PARIS        | 75,5% | 53    | 40 | 13 |
| 7                                      | LA ROCHELLE     | 74,5% | 47    | 35 | 12 |
| 8                                      | RACING 92       | 74,4% | 39    | 29 | 10 |
| 9                                      | BAYONNE         | 73,5% | 49    | 36 | 13 |
| 10                                     | BORDEAUX-BEGLES | 71,8% | 39    | 28 | 11 |
| 11                                     | BRIVE           | 69,6% | 56    | 39 | 17 |
| 12                                     | PAU             | 67,3% | 49    | 33 | 16 |
| 13                                     | LYON            | 66,7% | 42    | 28 | 14 |
| 14                                     | GRENOBLE        | 56,8% | 44    | 25 | 19 |

| Mêlées Gagnées sur introduction adverse |                 |          |
|---|-----------------|----------|
|   | Gagnées         | %        |
| 1                                       | SF PARIS        | 15 40,5% |
| 2                                       | BRIVE           | 15 34,8% |
| 3                                       | CLERMONT        | 14 31,8% |
| 4                                       | TOULON          | 13 28,8% |
| -                                       | BORDEAUX-BEGLES | 15 28,8% |
| 6                                       | LYON            | 11 26,8% |
| 7                                       | LA ROCHELLE     | 12 26,6% |
| 8                                       | GRENOBLE        | 12 23,5% |
| 9                                       | TOULOUSE        | 10 23,2% |
| 10                                      | MONTPELLIER     | 11 22,0% |
| 11                                      | RACING 92       | 11 20,3% |
| 12                                      | PAU             | 10 17,8% |
| 13                                      | BAYONNE         | 8 15,3%  |
| 14                                      | CASTRES         | 6 13,9%  |



> Statistiques sur les Touches

| Touches Gagnées sur propre lancer |                 |       |       |    |    |
|-----------------------------------|-----------------|-------|-------|----|----|
|                                   |                 | %     | Total | G  | P  |
| 1                                 | CASTRES         | 88,8% | 72    | 64 | 8  |
| 2                                 | TOULON          | 88,6% | 88    | 78 | 10 |
| 3                                 | LYON            | 87,5% | 88    | 77 | 11 |
| 4                                 | TOULOUSE        | 85,8% | 92    | 79 | 13 |
| -                                 | RACING 92       | 85,8% | 92    | 79 | 13 |
| 6                                 | GRENOBLE        | 85,5% | 97    | 83 | 14 |
| 7                                 | CLERMONT        | 84,7% | 92    | 78 | 14 |
| 8                                 | BAYONNE         | 84,0% | 100   | 84 | 16 |
| 9                                 | PAU             | 83,6% | 92    | 77 | 15 |
| 10                                | BRIVE           | 82,6% | 92    | 76 | 16 |
| 11                                | MONTPELLIER     | 82,4% | 91    | 75 | 16 |
| 12                                | LA ROCHELLE     | 82,0% | 78    | 64 | 14 |
| 13                                | BORDEAUX-BEGLES | 80,8% | 89    | 72 | 17 |
| -                                 | SF PARIS        | 80,8% | 73    | 59 | 14 |



| Touches Gagnées sur lancer adverse |                 |          |
|------------------------------------|-----------------|----------|
|                                    | Gagnées         | %        |
| 1                                  | TOULOUSE        | 22 22,4% |
| 2                                  | CASTRES         | 16 20,2% |
| 3                                  | MONTPELLIER     | 17 18,2% |
| 4                                  | BRIVE           | 18 18,0% |
| 5                                  | LYON            | 17 17,3% |
| 6                                  | CLERMONT        | 14 15,9% |
| 7                                  | RACING 92       | 12 15,0% |
| 8                                  | SF PARIS        | 12 14,2% |
| 9                                  | TOULON          | 12 13,3% |
| 10                                 | BAYONNE         | 11 13,2% |
| 11                                 | BORDEAUX-BEGLES | 13 13,1% |
| 12                                 | LA ROCHELLE     | 9 11,6%  |
| 13                                 | GRENOBLE        | 9 11,2%  |
| 14                                 | PAU             | 9 10,3%  |





## &gt; Marqueurs Essais

|    | Joueur           | Equipe          | Essais |
|----|------------------|-----------------|--------|
| 1  | J. IMHOFF        | Racing 92       | 6 +1   |
| -  | N. NAKAITACI     | Clermont        | 6 +1   |
| 3  | C. OLLIVON       | Toulon          | 4      |
| -  | G. AFLON         | Grenoble        | 4      |
| -  | D. STRETTLE      | Clermont        | 4 +1   |
| -  | A. ASHLEY-COOPER | Bordeaux-Begles | 4      |
| 7  | G. DOUMAYROU     | SF Paris        | 3      |
| -  | N. NADOLO        | Montpellier     | 3      |
| -  | K. MURIMURIVALU  | La Rochelle     | 3      |
| -  | G. ARGANESE      | Bayonne         | 3      |
| 11 | A. PALISSON      | Toulouse        | 2      |
| -  | S. GUITOUNE      | Toulouse        | 2      |
| -  | F. FRITZ         | Toulouse        | 2 +1   |
| -  | M. GORGODZE      | Toulon          | 2 +1   |
| -  | W. WAISEA        | SF Paris        | 2      |
| -  | A. BURBAN        | SF Paris        | 2 +2   |
| -  | C. LAULALA       | Racing 92       | 2      |
| -  | H. CHAVANCY      | Racing 92       | 2      |
| -  | W. VOTU          | Pau             | 2      |
| -  | J. VATUBUA       | Pau             | 2      |
| -  | J. COUGHLAN      | Pau             | 2      |
| -  | M. HARRIS        | Lyon            | 2 +1   |
| -  | C. FEARNES       | Lyon            | 2      |
| -  | V. RATTEZ        | La Rochelle     | 2      |
| -  | G. LACROIX       | La Rochelle     | 2      |

## &gt; Points Marqués

|    | Joueur         | Equipe          | Pts     | Match | Essais | Pen. | Trans | Drop |
|----|----------------|-----------------|---------|-------|--------|------|-------|------|
| 1  | G. GERMAIN     | Brive           | 117 +17 | 7     | 1      | 32   | 8     | 0    |
| 2  | L. HALFPENNY   | Toulon          | 101 +13 | 7     | 0      | 27   | 10    | 0    |
| 3  | B. URDAPILLETA | Castres         | 95 +13  | 7     | 2      | 21   | 11    | 0    |
| 4  | I. MADIGAN     | Bordeaux-Begles | 79 +15  | 7     | 0      | 22   | 5     | 1    |
| 5  | J. WISNIEWSKI  | Grenoble        | 70      | 5     | 0      | 18   | 8     | 0    |
| 6  | M. PARRA       | Clermont        | 66 +8   | 6     | 0      | 14   | 12    | 0    |
| 7  | S. BEZY        | Toulouse        | 65 +11  | 7     | 0      | 15   | 10    | 0    |
| 8  | B. JAMES       | La Rochelle     | 63 +16  | 5     | 0      | 13   | 12    | 0    |
| 9  | J. PLISSON     | SF Paris        | 59      | 4     | 1      | 12   | 9     | 0    |
| 10 | T. TAYLOR      | Pau             | 55 +23  | 6     | 1      | 14   | 4     | 0    |
| 11 | F. MICHALAK    | Lyon            | 52 +6   | 6     | 0      | 16   | 2     | 0    |
| 12 | D. CARTER      | Racing 92       | 50      | 5     | 0      | 10   | 10    | 0    |
| 13 | D. CATRAKILIS  | Montpellier     | 49      | 4     | 0      | 13   | 5     | 0    |
| 14 | W. DU PLESSIS  | Bayonne         | 42 +5   | 5     | 0      | 12   | 3     | 0    |
| 15 | J. DUPUY       | SF Paris        | 31 +11  | 7     | 0      | 7    | 5     | 0    |
| -  | C. SLADE       | Pau             | 31      | 6     | 0      | 7    | 5     | 0    |
| 17 | J. IMHOFF      | Racing 92       | 30 +5   | 5     | 6      | 0    | 0     | 0    |
| -  | B. BOTICA      | Montpellier     | 30 +6   | 5     | 0      | 8    | 3     | 0    |
| -  | N. NAKAITACI   | Clermont        | 30 +5   | 6     | 6      | 0    | 0     | 0    |
| 20 | C. LOPEZ       | Clermont        | 29      | 6     | 1      | 5    | 3     | 1    |
| 21 | Z. HOLMES      | La Rochelle     | 28      | 4     | 1      | 5    | 4     | 0    |
| 22 | L. BEAUXIS     | Bordeaux-Begles | 26 +5   | 6     | 0      | 6    | 4     | 0    |
| 23 | M. HARRIS      | Lyon            | 25 +13  | 6     | 2      | 3    | 3     | 0    |
| 24 | G. BOSCH       | Grenoble        | 23 +3   | 7     | 0      | 7    | 1     | 0    |
| -  | R. LAGARDE     | Bayonne         | 23 +9   | 5     | 0      | 6    | 1     | 1    |

## &gt; Discipline

| Cartons Jaune & Rouge |                   | Total           | J    | R   |
|-----------------------|-------------------|-----------------|------|-----|
| 1                     | A. TAUMALOLO      | Grenoble        | 3    | 2 1 |
| -                     | L. MADAULE        | Bordeaux-Begles | 3 +1 | 2 1 |
| 3                     | S. NICOLAS        | SF Paris        | 2    | 2 0 |
| -                     | R. TCHALE-WATCHOU | Montpellier     | 2    | 2 0 |
| -                     | A. OZ             | Grenoble        | 2    | 2 0 |
| -                     | M. LAZAR          | Castres         | 2    | 2 0 |
| -                     | T. IRIBAREN       | Brive           | 2    | 2 0 |
| -                     | D. WAQANIBUROTU   | Brive           | 2    | 2 0 |
| -                     | K. BUYS           | Brive           | 2    | 2 0 |
| -                     | L. BRAID          | Bordeaux-Begles | 2    | 2 0 |
| 11                    | F. FRITZ          | Toulouse        | 1    | 1 0 |
| -                     | T. FLOOD          | Toulouse        | 1    | 1 0 |
| -                     | S. BEZY           | Toulouse        | 1    | 1 0 |
| -                     | E. MAKA           | Toulouse        | 1    | 1 0 |
| -                     | C. JOHNSTON       | Toulouse        | 1    | 1 0 |
| -                     | D. ALDEGHERI      | Toulouse        | 1    | 1 0 |
| -                     | J. SMITH          | Toulon          | 1    | 1 0 |
| -                     | M. GORGODZE       | Toulon          | 1    | 1 0 |
| -                     | C. OLLIVON        | Toulon          | 1    | 1 0 |
| -                     | G. GUIRADO        | Toulon          | 1    | 1 0 |
| -                     | X. CHIOCCI        | Toulon          | 1    | 1 0 |
| -                     | H. BONNEVAL       | SF Paris        | 1    | 1 0 |
| -                     | W. WAISEA         | SF Paris        | 1 +1 | 1 0 |
| -                     | J. PLISSON        | SF Paris        | 1    | 0 1 |
| -                     | S. PARISSÉ        | SF Paris        | 1    | 0 1 |

## &gt; Réussite aux Tirs\*

|    | Joueur         | Equipe          | %    | Tent. | OK | NOK |
|----|----------------|-----------------|------|-------|----|-----|
| 1  | J. WISNIEWSKI  | Grenoble        | 96,3 | 27    | 26 | 1   |
| 2  | T. TAYLOR      | Pau             | 94,7 | 19    | 18 | 1   |
| 3  | B. BOTICA      | Montpellier     | 91,7 | 12    | 11 | 1   |
| 4  | G. GERMAIN     | Brive           | 90,9 | 44    | 40 | 4   |
| 5  | D. CATRAKILIS  | Montpellier     | 90,0 | 20    | 18 | 2   |
| 6  | M. PARRA       | Clermont        | 89,7 | 29    | 26 | 3   |
| 7  | S. BEZY        | Toulouse        | 89,3 | 28    | 25 | 3   |
| 8  | L. HALFPENNY   | Toulon          | 86,0 | 43    | 37 | 6   |
| 9  | F. MICHALAK    | Lyon            | 85,7 | 21    | 18 | 3   |
| 10 | L. BEAUXIS     | Bordeaux-Begles | 83,3 | 12    | 10 | 2   |
| 11 | I. MADIGAN     | Bordeaux-Begles | 79,4 | 34    | 27 | 7   |
| 12 | D. CARTER      | Racing 92       | 74,1 | 27    | 20 | 7   |
| 13 | B. JAMES       | La Rochelle     | 73,5 | 34    | 25 | 9   |
| 14 | B. URDAPILLETA | Castres         | 71,1 | 45    | 32 | 13  |
| 15 | J. PLISSON     | SF Paris        | 67,7 | 31    | 21 | 10  |
| 16 | J. DUPUY       | SF Paris        | 66,7 | 18    | 12 | 6   |
| -  | C. SLADE       | Pau             | 66,7 | 18    | 12 | 6   |
| 18 | W. DU PLESSIS  | Bayonne         | 65,2 | 23    | 15 | 8   |
| 19 | C. LOPEZ       | Clermont        | 61,5 | 13    | 8  | 5   |
| 20 |                |                 |      |       |    |     |
| -  |                |                 |      |       |    |     |
| -  |                |                 |      |       |    |     |
| -  |                |                 |      |       |    |     |
| -  |                |                 |      |       |    |     |

\*: Minimum =12 Tentatives (Pénalités &amp; Transformations)





> Attaque : Franchisements

| Joueur             | Equipe      | Franchisements |    |
|--------------------|-------------|----------------|----|
| 1 B. DULIN         | Racing 92   | 10             |    |
| 2 J. IMHOFF        | Racing 92   | 9              | +2 |
| - P. AGUILLON      | La Rochelle | 9              | +1 |
| 4 C. OLLIVON       | Toulon      | 8              | +1 |
| - A. DUPONT        | Castres     | 8              | +1 |
| 6 M. O'CONNOR      | Montpellier | 7              | +2 |
| - N. NAKAITACI     | Clermont    | 7              | +1 |
| - M. BUSTOS MOYANO | Bayonne     | 7              |    |
| 9 J. ROKOCOKO      | Racing 92   | 6              |    |
| - C. LAULALA       | Racing 92   | 6              |    |
| - L. DUPICHOT      | Pau         | 6              | +2 |
| - W. VOTU          | Pau         | 6              |    |
| - C. SMITH         | Pau         | 6              |    |
| - V. RATTEZ        | La Rochelle | 6              |    |
| - G. APLON         | Grenoble    | 6              |    |
| - D. STRETTLE      | Clermont    | 6              | +2 |
| 17 A. PALISSON     | Toulouse    | 5              |    |
| - M. MEDARD        | Toulouse    | 5              | +1 |
| - J. SINZELLE      | SF Paris    | 5              | +2 |
| - N. NADOLO        | Montpellier | 5              |    |
| - K. MURIMURIVALU  | La Rochelle | 5              |    |
| - G. LACROIX       | La Rochelle | 5              |    |
| - S. BARRY         | La Rochelle | 5              |    |
| - A. BATLLE        | Grenoble    | 5              | +1 |
| - P. FERNANDEZ     | Clermont    | 5              |    |

> Attaque : Defenseurs battus

| Joueur             | Equipe      | Defenseurs battus |    |
|--------------------|-------------|-------------------|----|
| 1 C. LAULALA       | Racing 92   | 19                |    |
| 2 N. NAKAITACI     | Clermont    | 18                | +3 |
| 3 F. STEYN         | Montpellier | 17                | +2 |
| - V. RATTEZ        | La Rochelle | 17                | +1 |
| - A. DUPONT        | Castres     | 17                | +1 |
| 6 J. TUISOVA       | Toulon      | 16                | +6 |
| 7 M. O'CONNOR      | Montpellier | 15                | +4 |
| - M. BUSTOS MOYANO | Bayonne     | 15                |    |
| 9 D. CAMARA        | SF Paris    | 14                |    |
| - N. NADOLO        | Montpellier | 14                | +1 |
| - W. FOFANA        | Clermont    | 14                |    |
| 12 B. DULIN        | Racing 92   | 13                | +2 |
| - K. MURIMURIVALU  | La Rochelle | 13                |    |
| - A. TULOLO        | Castres     | 13                | +1 |
| 15 G. GALAN        | Toulouse    | 12                |    |
| - G. LACROIX       | La Rochelle | 12                | +4 |
| - P. AGUILLON      | La Rochelle | 12                | +3 |
| - C. FARRELL       | Grenoble    | 12                |    |
| - D. SMITH         | Castres     | 12                |    |
| 20 H. BONNEVAL     | SF Paris    | 11                | +4 |
| - L. DUPICHOT      | Pau         | 11                | +2 |
| 22 J. SINZELLE     | SF Paris    | 10                | +5 |
| - M. MACHENAUD     | Racing 92   | 10                |    |
| - G. APLON         | Grenoble    | 10                |    |
| - H. AGULLA        | Castres     | 10                |    |

> Attaque : Courses avec le Ballon

| Joueur             | Equipe          | Courses avec Ballons |     |
|--------------------|-----------------|----------------------|-----|
| 1 A. TULOLO        | Castres         | 86                   | +10 |
| 2 B. DULIN         | Racing 92       | 71                   | +13 |
| 3 C. FEARNES       | Lyon            | 67                   | +19 |
| 4 C. OLLIVON       | Toulon          | 66                   | +8  |
| 5 L. GOUJON        | Bordeaux-Begles | 65                   | +8  |
| 6 K. MURIMURIVALU  | La Rochelle     | 63                   |     |
| 7 F. LEE           | Clermont        | 59                   | +13 |
| 8 S. PARISSÉ       | SF Paris        | 57                   |     |
| 9 G. GALAN         | Toulouse        | 56                   | +19 |
| - M. GORGODZE      | Toulon          | 56                   | +10 |
| 11 F. STEYN        | Montpellier     | 55                   | +12 |
| 12 P. GABRILLAGUES | SF Paris        | 53                   | +6  |
| - S. KOYAMAIBOLE   | Brive           | 53                   | +18 |
| 14 H. BONNEVAL     | SF Paris        | 52                   | +14 |
| - H. PYLE          | SF Paris        | 52                   | +10 |
| 16 M. MEDARD       | Toulouse        | 51                   | +11 |
| - C. FARRELL       | Grenoble        | 51                   | +6  |
| - J. MONRIBOT      | Bayonne         | 51                   | +8  |
| 19 N. NADOLO       | Montpellier     | 50                   | +3  |
| 20 J. VATUBUA      | Pau             | 49                   | +3  |
| - T. TU'IFUA       | Lyon            | 49                   | +16 |
| - D. SMITH         | Castres         | 49                   |     |
| 23 G. FICKOU       | Toulouse        | 48                   |     |
| - S. ARMITAGE      | Pau             | 48                   | +11 |
| - U. ATONIO        | La Rochelle     | 48                   | +9  |

> Attaque : Passes apres contact

| Joueur            | Equipe      | Passes apres contact |    |
|-------------------|-------------|----------------------|----|
| 1 F. STEYN        | Montpellier | 13                   | +3 |
| 2 G. GALAN        | Toulouse    | 11                   | +8 |
| - C. OLLIVON      | Toulon      | 11                   | +1 |
| 4 J. TEKORI       | Toulouse    | 10                   | +5 |
| - N. NADOLO       | Montpellier | 10                   |    |
| - D. SMITH        | Castres     | 10                   |    |
| 7 W. VOTU         | Pau         | 9                    |    |
| - J. MONRIBOT     | Bayonne     | 9                    | +2 |
| 9 S. MANOA        | Toulon      | 8                    | +2 |
| - H. PYLE         | SF Paris    | 8                    | +2 |
| - D. CARTER       | Racing 92   | 8                    |    |
| - K. GOURDON      | La Rochelle | 8                    |    |
| 13 L. HALFPENNY   | Toulon      | 7                    | +1 |
| - Y. NYANGA       | Racing 92   | 7                    | +2 |
| - C. CHAT         | Racing 92   | 7                    |    |
| - K. MURIMURIVALU | La Rochelle | 7                    |    |
| - E. JANUARIE     | La Rochelle | 7                    |    |
| - S. WAQA         | Grenoble    | 7                    |    |
| - J. WISNIEWSKI   | Grenoble    | 7                    |    |
| - A. ROUGERIE     | Clermont    | 7                    | +1 |
| - S. KOYAMAIBOLE  | Brive       | 7                    | +3 |
| 22 P. FAASALELE   | Toulouse    | 6                    | +1 |
| - H. BONNEVAL     | SF Paris    | 6                    |    |
| - P. WILLIAMS     | SF Paris    | 6                    | +1 |
| - B. DULIN        | Racing 92   | 6                    | +1 |



> Défense : Les Plaqueurs

| Joueur                | Equipe          | Plaquages | Manqués | %   |
|-----------------------|-----------------|-----------|---------|-----|
| 1 M. GORGODZE         | Toulon          | 75 +15    | 4       | 95% |
| 2 C. OLLIVON          | Toulon          | 64 +12    | 5       | 92% |
| 3 R. GRAY             | Toulouse        | 59 +5     | 5       | 92% |
| - P. GABRILLAGUES     | SF Paris        | 59 +18    | 4       | 93% |
| 5 A. TULOU            | Castres         | 58 +7     | 4       | 93% |
| 6 JM. FERNANDEZ LOBBE | Toulon          | 55 +8     | 6       | 89% |
| 7 F. OUEDRAOGO        | Montpellier     | 54 +15    | 3       | 94% |
| 8 J. DOUSSAIN         | Toulouse        | 53 +4     | 5       | 91% |
| 9 R. SAZY             | La Rochelle     | 51 +8     | 3       | 94% |
| 10 A. MULDOWNNEY      | Grenoble        | 50 +10    | 3       | 94% |
| 11 Y. NYANGA          | Racing 92       | 49 +8     | 2       | 96% |
| - A. DUMOULIN         | Montpellier     | 49 +11    | 7       | 86% |
| - J. REY              | Bordeaux-Begles | 49 +7     | 5       | 90% |
| 14 K. GALLETIER       | Montpellier     | 48 +2     | 4       | 92% |
| - F. LEE              | Clermont        | 48 +12    | 5       | 90% |
| - L. JACQUET          | Castres         | 48 +4     | 9       | 81% |
| - A. TICHIT           | Castres         | 48 +6     | 5       | 90% |
| 18 J. BARDY           | Clermont        | 47        | 5       | 89% |
| 19 W. LAURET          | Racing 92       | 46 +3     | 1       | 98% |
| - K. GOURDON          | La Rochelle     | 46        | 4       | 91% |
| - J. POIROT           | Pau             | 46 +6     | 4       | 91% |
| 22 P. WILLIAMS        | SF Paris        | 45 +14    | 2       | 96% |
| - G. DOUMAYROU        | SF Paris        | 45 +15    | 5       | 89% |
| - C. FARRELL          | Grenoble        | 45 +8     | 13      | 71% |
| 25 L. BRAID           | Bordeaux-Begles | 44 +2     | 3       | 93% |

> Touche : Les Preneurs de Ballons en Touche

| Joueur           | Equipe          | Ballons Gagnés |
|------------------|-----------------|----------------|
| 1 A. MULDOWNNEY  | Grenoble        | 27 +6          |
| 2 R. GRAY        | Toulouse        | 25 +3          |
| 3 C. OLLIVON     | Toulon          | 23 +4          |
| - J. PURICELLI   | Lyon            | 23 +1          |
| 5 B. CHOUZENOUX  | Bayonne         | 21 +4          |
| 6 K. MIKAUTADZE  | Montpellier     | 20 +3          |
| - L. JONES       | Bordeaux-Begles | 20 +3          |
| 8 R. SAZY        | La Rochelle     | 19 +2          |
| 9 L. JACQUET     | Castres         | 18 +2          |
| 10 H. CHALMERS   | Bordeaux-Begles | 17 +1          |
| 11 Y. MAESTRI    | Toulouse        | 15             |
| - J. BEKHUIS     | Lyon            | 15 +2          |
| - R. CAPO ORTEGA | Castres         | 15             |
| - J. LEDEVEDEC   | Brive           | 15 +1          |
| 15 M. GORGODZE   | Toulon          | 14 +2          |
| - M. CARIZZA     | Racing 92       | 14             |
| - D. CHOULY      | Clermont        | 14             |
| - A. ITURRIA     | Clermont        | 14 +1          |
| - J. MONRIBOT    | Bayonne         | 14 +2          |
| 20 G. LAMBOLEY   | Toulouse        | 13 +1          |
| - H. PYLE        | SF Paris        | 13 +3          |
| - P. BUTLER      | Pau             | 13 +3          |
| - J. PIERRE      | Pau             | 13 +1          |
| - F. OUEDRAOGO   | Montpellier     | 13 +2          |
| - P. KIMLIN      | Grenoble        | 13 +5          |