

Sunday, October 13, 2024 Matmut Stadium de Gerland Ludovic Cayre

Lyon **35 - 3** **Stade Francais Paris**

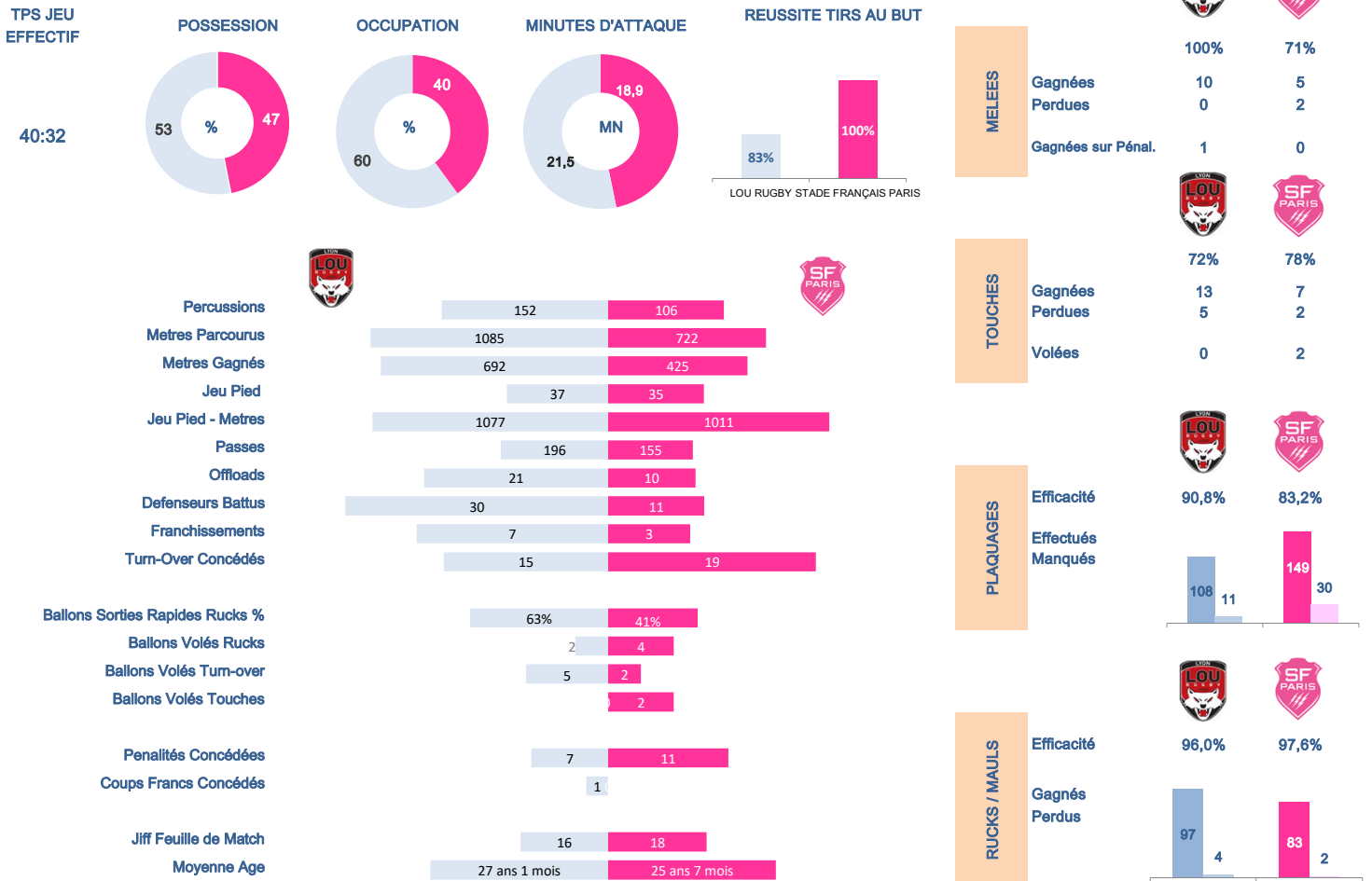
B Couilloud (2), M Ioane, E Dumortier, J Maraku Essais

L Berdeu (5) Transformations

Pénalités L Carbonel

Drops

> Statistiques Match



> Statistiques Joueurs

| > Percussions | | | > Mètres parcourus avec le Ballon | | | > Franchissements | | | > Défenseurs battus | | |
|--------------------|-----|----|-----------------------------------|-----|-----|-------------------|-----|---|---------------------|-----|---|
| N. NINIASHVILI | LOU | 18 | N. NINIASHVILI | LOU | 151 | P. DAKUWAQA | SFP | 2 | N. NINIASHVILI | LOU | 8 |
| M. IOANE | LOU | 15 | M. IOANE | LOU | 150 | E. DUMORTIER | LOU | 2 | M. IOANE | LOU | 5 |
| S. RADRADRA | LOU | 14 | J. JONAS | SFP | 110 | J. JONAS | SFP | 1 | P. DAKUWAQA | SFP | 4 |
| A. BOTHA | LOU | 11 | P. DAKUWAQA | SFP | 102 | J. MARAKU | LOU | 1 | T. WILLIAM | LOU | 3 |
| B. COUILLLOUD | LOU | 10 | B. COUILLLOUD | LOU | 84 | N. NINIASHVILI | LOU | 1 | L. BARRE | SFP | 2 |
| JJ. VAN DER MESCHT | SFP | 10 | E. DUMORTIER | LOU | 78 | L. BERDEU | LOU | 1 | L. BERDEU | LOU | 2 |

| > Plaquages effectués | | | > Ballons récupérés | | | > Ballons perdus / Turn-over | | | > Pénalités Concoédés | | |
|-----------------------|-----|---------------|---------------------|-----|---|------------------------------|-----|---|-----------------------|-----|---|
| P. GABRILLAGUES | SFP | 15 / 1 - 94% | G. MARCHAND | LOU | 2 | L. BARRE | SFP | 3 | B. PESENTI | SFP | 2 |
| L. PEYRESBLANQUES | SFP | 14 / 1 - 93% | M. IOANE | LOU | 2 | S. RADRADRA | LOU | 3 | C. CASTETS | SFP | 2 |
| C. CASTETS | SFP | 13 / 1 - 93% | S. TURAGACOCKE | SFP | 1 | H. NDIAYE | SFP | 2 | S. MACALOU | SFP | 2 |
| T. WILLIAM | LOU | 13 / 1 - 93% | M. MEITE | SFP | 1 | B. SHVANGIRADZE | LOU | 2 | T. WILLIAM | LOU | 2 |
| S. MACALOU | SFP | 11 / 2 - 85% | J. MARCHANT | SFP | 1 | M. MEITE | SFP | 2 | I. APTSAURI | LOU | 1 |
| J. WARD | SFP | 10 / 2 - 83% | J. GIMBERT | SFP | 1 | P. DAKUWAQA | SFP | 2 | M. MELIANI | LOU | 1 |
| M. ALO-EMILE | SFP | 10 / 0 - 100% | B. COUILLLOUD | LOU | 1 | L. BERDEU | LOU | 2 | T. LAVANINI | LOU | 1 |
| I. KOFFI | SFP | 10 / 2 - 83% | M. OKUYA | LOU | 1 | R. BRIATTE | SFP | 2 | M. MEITE | SFP | 1 |

> Statistiques Joueurs

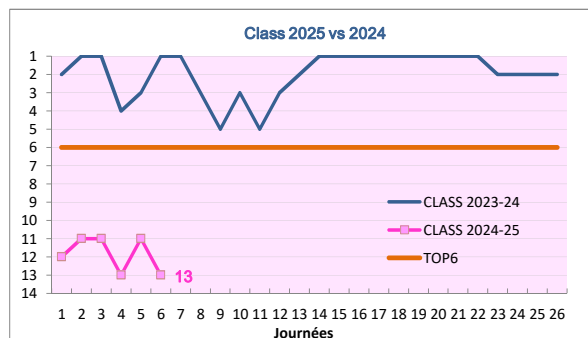
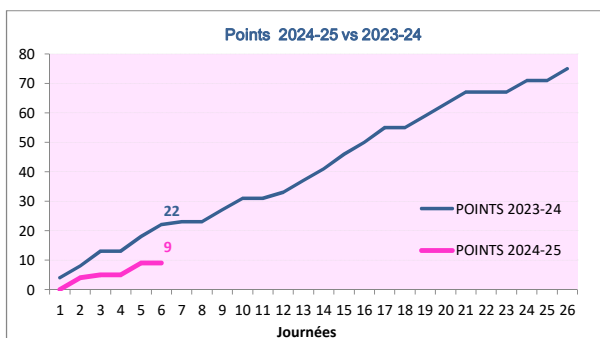
| LOU RUGBY | | Tps Jeu mn | Essais | Points | Def. Battus | Franchis. | Courses | Metres Parcours | Passes | Jeu au Pied | Offloads | Turn-over concedes | Plaquages | Ballons Volés rucks | Touches Gag - Volées | Penalités | CJ-CR |
|-----------|-----------------|------------|--------|--------|-------------|-----------|---------|-----------------|--------|-------------|----------|--------------------|-----------|---------------------|----------------------|-----------|-------|
| 1 | H. KAABECHE | 53 | | | | | 4 | 17 | 1 | | | | 2-1 67% | | 1 | | |
| 2 | S. MATAVESI | 48 | | | | 1 | 8 | 51 | 9 | | 1 | | 4-0 100% | | | | |
| 3 | J. AINSLEY | 53 | | | | | 8 | 48 | 1 | | | | 4-0 100% | | | | |
| 4 | T. WILLIAM | 64 | | | 3 | | 9 | 58 | 1 | | | | 13-1 93% | | 2 | 2 | |
| 5 | M. GUILLARD | 69 | | | | | 9 | 46 | 3 | | | | 4-1 80% | | | | |
| 6 | S. BLANC-MAPPAZ | 80 | | | | | 4 | 15 | 8 | | 1 | | 7-1 88% | 1 | 7 | | |
| 7 | M. OKUYA | 80 | | | 1 | | 7 | 22 | 4 | | 1 | 2 | 8-1 89% | 1 | 2 | 1 | |
| 8 | A. BOTHA | 49 | | | 2 | | 11 | 68 | 11 | | 3 | 1 | 2-0 100% | | | | |
| 9 | B. COUILLOUD | 64 | 2 | 10 | 2 | 1 | 10 | 84 | 72 | 5 | 2 | 1 | 1-1 50% | 1 | | | |
| 10 | L. BERDEU | 80 | | 10 | 2 | 1 | 9 | 66 | 26 | 13 | 2 | 2 | 4-0 100% | | | | |
| 11 | M. IOANE | 64 | 1 | 5 | 5 | | 15 | 150 | 10 | 1 | 2 | 1 | 3-2 60% | 2 | | | |
| 12 | T. MILLET | 27 | | | 1 | | 6 | 36 | 7 | 1 | | | 2-0 100% | | | | |
| 13 | S. RADRADRA | 80 | | | | | 14 | 73 | 4 | | 4 | 3 | 6-2 75% | | | 1 | |
| 14 | E. DUMORTIER | 80 | 1 | 5 | 1 | 2 | 4 | 78 | 2 | 2 | | 1 | 4-1 80% | | | | |
| 15 | N. NINIASHVILI | 80 | | | 8 | 1 | 18 | 151 | 16 | 7 | 5 | 1 | 6-0 100% | | 1 | | |
| 16 | G. MARCHAND | 32 | | | | | 1 | 4 | 2 | | | | 3-0 100% | 2 | | | |
| 17 | S. TAOFIFENUA | 27 | | | | | 2 | 16 | | | | | 6-0 100% | | | | |
| 18 | T. LAVANINI | 27 | | | 1 | | 3 | 22 | 1 | | | | 6-0 100% | | | 1 | |
| 19 | B. SHVANGIRADZE | 31 | | | 1 | | 2 | 28 | 3 | | | 2 | 9-0 100% | | | | |
| 20 | M. PAGE-RELO | 16 | | | 1 | | 3 | 18 | 12 | 4 | | | 2-0 100% | | | | |
| 21 | M. MELIANDE | 16 | | | | | | | | 1 | | | 1-0 100% | | | 1 | |
| 22 | J. MARAKU | 53 | 1 | 5 | 1 | 1 | 4 | 28 | 2 | 3 | | | 6-0 100% | | | | |
| 23 | I. APTSIARI | 27 | | | 1 | | 1 | 6 | 1 | | | 1 | 5-0 100% | | | 1 | |

| STADE FRANÇAIS PARIS | | Tps Jeu mn | Essais | Points | Def. Battus | Franchis. | Courses | Metres Parcours | Passes | Jeu au Pied | Offloads | Turn-over concedes | Plaquages | Ballons Volés rucks | Touches Gag - Volées | Penalités | CJ-CR |
|----------------------|--------------------|------------|--------|--------|-------------|-----------|---------|-----------------|--------|-------------|----------|--------------------|-----------|---------------------|----------------------|-----------|-------|
| 1 | I. KOFFI | 29 | | | | | 1 | 5 | | | | 1 | 10-2 83% | | | | |
| 2 | L. PEYRESBLANQUES | 40 | | | | | 4 | 16 | 2 | | | 1 | 14-1 93% | 1 | | 1 | |
| 3 | M. ALO-EMILE | 40 | | | | | | | 1 | | | | 10-0 100% | | | | |
| 4 | P. GABRILLAGUES | 73 | | | | | 3 | 8 | 3 | | | 1 | 15-1 94% | | 1 | | |
| 5 | JJ. VAN DER MESCHT | 55 | | | | | 10 | 45 | 2 | | | | 5-2 71% | | | | |
| 6 | S. MACALOU | 80 | | | 1 | | 7 | 62 | 5 | 1 | 1 | 2 | 11-2 85% | 1 | 1 | 2 | |
| 7 | R. BRIATTE | 63 | | | | | 2 | 15 | 6 | | | 2 | 5-2 71% | | 4 | | |
| 8 | JM. SCELZO | 51 | | | 2 | | 3 | 24 | | | | | 9-1 90% | | | | |
| 9 | J. GIMBERT | 63 | | | | 1 | 15 | 38 | 6 | | | 1 | 8-3 73% | 1 | | | |
| 10 | L. CARBONEL | 80 | | 3 | | | 9 | 59 | 22 | 11 | | | 5-3 63% | | | | |
| 11 | S. EZEALA | 80 | | | 1 | | 7 | 45 | 6 | 2 | | | 4-1 80% | | | 1 | |
| 12 | J. WARD | 80 | | | 1 | | 5 | 48 | 8 | 1 | | 1 | 10-2 83% | | | | |
| 13 | J. MARCHANT | 80 | | | | | 4 | 28 | 5 | 4 | | 1 | 4-0 100% | 1 | | 1 | |
| 14 | P. DAKUWAQA | 80 | | | 4 | 2 | 9 | 102 | 4 | 2 | 2 | 2 | 7-3 70% | | | 1 | |
| 15 | L. BARRE | 53 | | | 2 | | 8 | 31 | 9 | 5 | 3 | 3 | 2-3 40% | | | | |
| 16 | M. MEITE | 40 | | | | | 7 | 29 | 2 | 1 | 2 | 2 | 5-0 100% | 1 | | 1 | |
| 17 | C. CASTETS | 51 | | | | | 2 | 9 | 6 | | 1 | | 13-1 93% | | | 2 | |
| 18 | B. PESENTI | 29 | | | | | 5 | 18 | 1 | | | | 2-2 50% | | | 2 | CJ |
| 19 | S. TURAGACOKE | 17 | | | | | 4 | 30 | 2 | | | | 1-0 100% | 1 | 2 | | |
| 20 | R. CHAPUIS | 29 | | | | 1 | 5 | 2 | 2 | | | | 3-1 75% | | 1 | | |
| 21 | L. FOURSANS | 17 | | | | | 1 | | 26 | 3 | | | 2-0 100% | | | | |
| 22 | J. JONAS | 27 | | | | 1 | 9 | 110 | 2 | | 1 | | 0-0 | | | | |
| 23 | H. NDIAYE | 40 | | | | | 4 | 18 | 3 | | 1 | 2 | 4-0 100% | | | | |

> Déroulement des Fautes

| | | | | | |
|-----|--------------------|-------------------------------------|-----|----------------------|--------------------------------|
| 5' | Theo William | P Penalty - Ruck - Not Rolling Away | 15' | Peniasi Dakuwaqa | P Ruck - Hands |
| 17' | Marvin Okuya | P Maul - Maul Obstruction | 27' | Joe Marchant | P Ruck - Entry |
| | | | 35' | Sekou Macalou | P Ruck - Not Releasing |
| | | | 38' | Lucas Peyresblanques | P Scrum - Standing Up |
| 39' | Theo William | P Tackling - High Tackle | | | |
| 40' | Semi Radradra | P Offside - Backline | | | |
| | | | 44' | Samuel Ezeala | P Tackling - High Tackle |
| | | | 48' | Baptiste Pesenti | F Scrum - Early Engage |
| | | | 49' | Sekou Macalou | P Tackling - Early Tackle |
| | | | 50' | Sekou Macalou | P Maul - Entry |
| 57' | | F Scrum - Early Engage | | | |
| 65' | Tomas Lavanini | P Ruck - Not Releasing | 64' | Clement Castets | P Scrum - Collapsing |
| 68' | Guillaume Marchand | F Lineout - Delaying Throw | 67' | Mamoudou Meite | P Ruck - Tackler Not Releasing |
| 71' | Irakli Aptsiari | P Ruck - Off Feet | 70' | | F Scrum - Early Engage |
| | | | 73' | Clement Castets | P Ruck - Other Ruck Offence |
| | | | 77' | Baptiste Pesenti | P Ruck - Charging |
| | | | 77' | Baptiste Pesenti | Yellow Card |
| 80' | Martin Meliande | P Ruck - Not Rolling Away | | | |

> Classement 2025 vs 2024



> Marqueurs Essais

| | | |
|---|--------------------|----------|
| 1 | S. MACALOU | 3 |
| 2 | P. DAKUWAQA | 2 |
| - | B. WEBER | 2 |
| 4 | J. JONAS | 1 |
| - | J. MARCHANT | 1 |
| - | JJ. VAN DER MESCHT | 1 |
| - | S. ABRAMISHVILI | 1 |
| - | L. PEYRESBLANQUES | 1 |

> Marqueurs Points

| | | | |
|---|--------------------|-----------|-----------|
| 1 | L. CARBONEL | 27 | +3 |
| 2 | Z. HENRY | 26 | |
| 3 | S. MACALOU | 15 | |
| 4 | P. DAKUWAQA | 10 | |
| - | B. WEBER | 10 | |
| 6 | J. JONAS | 5 | |
| - | J. MARCHANT | 5 | |
| - | JJ. VAN DER MESCHT | 5 | |
| - | S. ABRAMISHVILI | 5 | |
| - | L. PEYRESBLANQUES | 5 | |

> Franchisseurs

| | | | |
|---|-------------------|----------|-----------|
| 1 | J. JONAS | 5 | +1 |
| 2 | S. MACALOU | 4 | |
| 3 | P. DAKUWAQA | 3 | +2 |
| - | L. ETIEN | 3 | |
| 5 | B. WEBER | 2 | |
| - | L. PEYRESBLANQUES | 2 | |
| 7 | L. BARRE | 1 | |
| - | S. EZEALA | 1 | |
| - | J. WARD | 1 | |
| - | J. DELBOUIS | 1 | |

> Défenseurs battus

| | | | |
|---|--------------------|-----------|-----------|
| 1 | L. BARRE | 15 | +2 |
| 2 | L. PEYRESBLANQUES | 14 | |
| 3 | S. MACALOU | 9 | +1 |
| 4 | P. DAKUWAQA | 8 | +4 |
| - | B. WEBER | 8 | |
| - | Y. TANGA | 8 | |
| - | JJ. VAN DER MESCHT | 8 | |
| 8 | J. JONAS | 7 | |
| - | L. ETIEN | 7 | |
| - | T. HALAIFONUA | 7 | |

> Passes Effectuées

| | | |
|---|-----------------|------------|
| 1 | B. WEBER | 268 |
| 2 | J. GIMBERT | 86 +38 |
| 3 | L. CARBONEL | 72 +22 |
| 4 | Z. HENRY | 49 |
| 5 | L. BARRE | 47 +9 |
| 6 | L. FOURSANS | 26 +26 |
| 7 | S. MACALOU | 24 +5 |
| 8 | P. GABRILLAGUES | 19 +3 |
| 9 | R. BRIATTE | 17 +6 |
| - | Y. TANGA | 17 |

> Offloads

| | | | |
|---|-------------------|----------|-----------|
| 1 | L. BARRE | 9 | +3 |
| 2 | S. MACALOU | 7 | +1 |
| 3 | P. DAKUWAQA | 7 | +2 |
| - | B. WEBER | 5 | |
| - | L. PEYRESBLANQUES | 5 | |
| 6 | J. JONAS | 5 | +1 |
| - | L. CARBONEL | 4 | |
| - | R. BRIATTE | 4 | |
| - | Y. TANGA | 4 | |
| - | H. NDIAYE | 3 | +1 |

> Courses avec le Ballon

| | | |
|---|--------------------|-----------|
| 1 | Y. TANGA | 54 |
| 2 | L. BARRE | 49 +8 |
| - | JJ. VAN DER MESCHT | 49 +10 |
| 4 | L. PEYRESBLANQUES | 34 +4 |
| 5 | J. JONAS | 29 +9 |
| 6 | R. BRIATTE | 27 +2 |
| 7 | S. MACALOU | 26 +7 |
| 8 | L. CARBONEL | 23 +9 |
| 9 | B. WEBER | 21 |
| - | M. ALO-EMILE | 21 |

> Metres parcourus avec le Ballon

| | | | |
|----|--------------------|------------|------------|
| 1 | L. BARRE | 393 | +31 |
| 2 | Y. TANGA | 284 | |
| 3 | S. MACALOU | 283 | +62 |
| 4 | J. JONAS | 269 | +110 |
| - | JJ. VAN DER MESCHT | 269 | +45 |
| 6 | L. PEYRESBLANQUES | 223 | +16 |
| 7 | P. DAKUWAQA | 200 | +102 |
| 8 | L. CARBONEL | 192 | +59 |
| 9 | J. DELBOUIS | 191 | |
| 10 | L. ETIEN | 183 | |

> Jeu au pied

| | | | |
|---|--------------------|-----------|------------|
| 1 | L. CARBONEL | 38 | +11 |
| 2 | Z. HENRY | 28 | |
| - | B. WEBER | 28 | |
| 4 | L. BARRE | 20 | +5 |
| 5 | J. GIMBERT | 18 | +6 |
| 6 | J. MARCHANT | 7 | +4 |
| 7 | J. JONAS | 5 | |
| 8 | P. DAKUWAQA | 3 | +2 |
| - | S. EZEALA | 3 | +2 |
| - | L. FOURSANS | 3 | +3 |

> Metres gagnés au pied

| | | | |
|----|--------------------|-------------|-------------|
| 1 | L. CARBONEL | 1387 | +401 |
| 2 | Z. HENRY | 890 | |
| 3 | L. BARRE | 718 | +144 |
| 4 | B. WEBER | 587 | |
| 5 | J. GIMBERT | 413 | +164 |
| 6 | J. MARCHANT | 280 | +140 |
| 7 | J. JONAS | 112 | |
| 8 | S. EZEALA | 71 | +71 |
| - | J. WARD | 71 | +26 |
| 10 | Y. TANGA | 48 | |

> Ballons Récupérés/Grattés

| | | | |
|---|--------------------------|----------|-----------|
| 1 | L. PEYRESBLANQUES | 4 | +1 |
| 2 | J. WARD | 3 | |
| - | J. DELBOUIS | 3 | |
| - | L. CARBONEL | 3 | |
| - | Y. TANGA | 3 | |
| - | M. ALO-EMILE | 3 | |
| 7 | J. MARCHANT | 2 | +1 |
| - | S. MACALOU | 2 | +1 |
| - | R. BRIATTE | 2 | |
| - | G. MELIKIDZE | 2 | |

> Ballons Gagnés en Touche

| | | | |
|---|-------------------|-----------|-----------|
| 1 | R. BRIATTE | 19 | +4 |
| 2 | P. GABRILLAGUES | 14 | +1 |
| 3 | S. MACALOU | 13 | +1 |
| 4 | R. CHAPUIS | 7 | +1 |
| 5 | Y. TANGA | 4 | |
| - | P. HUGUET | 4 | |
| 7 | M. HIRIGOYEN | 3 | |
| 8 | L. BARRE | 2 | |
| - | S. TURAGACOCKE | 2 | +2 |
| - | PH. AZAGOH | 2 | |

> Cartons (Total, Jaune, rouge)

| | | | | | |
|---|-------------------|----------|----------|----------|---|
| 1 | J. JONAS | 1 | 1 | 0 | |
| - | P. HUGUET | 1 | 1 | 0 | |
| - | B. PESENTI | 1 | +1 | 1 | 0 |
| - | C. CASTETS | 1 | 1 | 0 | |
| - | L. PEYRESBLANQUES | 1 | 1 | 0 | |
| - | G. NICOTERA | 1 | 1 | 0 | |

> Fautes concédées (Total, Moy match 80mn)

| | | | | |
|----|-------------------|----------|-----------|-------------|
| 1 | C. CASTETS | 9 | +2 | 4,09 |
| 2 | M. ALO-EMILE | 8 | | 2,05 |
| 3 | Y. TANGA | 5 | | 1,35 |
| 4 | S. MACALOU | 4 | +2 | 1,13 |
| - | R. BRIATTE | 4 | | 0,96 |
| - | P. HUGUET | 4 | | 1,47 |
| 7 | PH. AZAGOH | 3 | | 2,24 |
| - | F. GOMEZ KODELA | 3 | | 2,14 |
| - | L. PEYRESBLANQUES | 3 | +1 | 0,85 |
| - | G. NICOTERA | 3 | | 1,85 |
| 11 | P. DAKUWAQA | 2 | +1 | 0,67 |
| - | S. EZEALA | 2 | +1 | 0,70 |
| - | B. PESENTI | 2 | +2 | 1,10 |
| - | I. KOFFI | 2 | | 1,68 |
| - | P. ALO-EMILE | 2 | | 4,71 |
| 16 | L. BARRE | 1 | | 0,21 |
| - | L. ETIEN | 1 | | 0,27 |
| - | J. DELBOUIS | 1 | | 0,30 |
| - | J. MARCHANT | 1 | +1 | 0,22 |
| - | Z. HENRY | 1 | | 0,43 |
| - | L. CARBONEL | 1 | | 0,27 |

> Plaquages Défensifs Effectués (Manqués) , Efficacité

| | | | | | |
|----|------------------------|-----------|------------|------------|--------------|
| 1 | P. GABRILLAGUES | 54 | +15 | (1) | 98,2% |
| 2 | L. PEYRESBLANQUES | 48 | +14 | (9) | 84,2% |
| 3 | Y. TANGA | 47 | | (2) | 95,9% |
| 4 | R. BRIATTE | 39 | +5 | (9) | 81,3% |
| 5 | P. HUGUET | 35 | | (6) | 85,4% |
| 6 | JJ. VAN DER MESCHT | 31 | +5 | (4) | 88,6% |
| - | M. ALO-EMILE | 31 | +10 | (0) | 100,0% |
| 8 | C. CASTETS | 30 | +13 | (6) | 83,3% |
| 9 | J. WARD | 27 | +10 | (4) | 87,1% |
| - | J. DELBOUIS | 27 | | (4) | 87,1% |
| 11 | B. PESENTI | 23 | +2 | (7) | 76,7% |
| 12 | S. MACALOU | 21 | +11 | (9) | 70,0% |
| 13 | J. MARCHANT | 20 | +4 | (4) | 83,3% |
| - | L. CARBONEL | 20 | +5 | (7) | 74,1% |
| - | B. WEBER | 20 | | (2) | 90,9% |
| 16 | PH. AZAGOH | 17 | | (3) | 85,0% |
| - | I. KOFFI | 17 | +10 | (5) | 77,3% |
| 18 | H. NDIAYE | 15 | +4 | (1) | 93,8% |
| 19 | L. BARRE | 14 | +2 | (7) | 66,7% |
| - | R. CHAPUIS | 14 | +3 | (3) | 82,4% |
| - | G. NICOTERA | 14 | | (3) | 82,4% |

> Réussite aux Tirs (% , Ok, Nok)

| | | | | |
|---|-----------------|--------------|-----------|----------|
| 1 | Z. HENRY | 90,9% | 10 | 1 |
| 2 | L. CARBONEL | 64,7% | 11 | 6 |
| 3 | | | | |
| - | | | | |

> Lancers en Touche (Total, % OK, Nok)

| | | | | |
|---|--------------------------|-----------|--------------|----------|
| 1 | L. PEYRESBLANQUES | 46 | 80,4% | 9 |
| 2 | G. NICOTERA | 21 | 85,7% | 3 |
| 3 | M. MEITE | 4 | 100,0% | 0 |
| - | Y. TANGA | 2 | 100,0% | 0 |

> Temps de Jeu (min.)

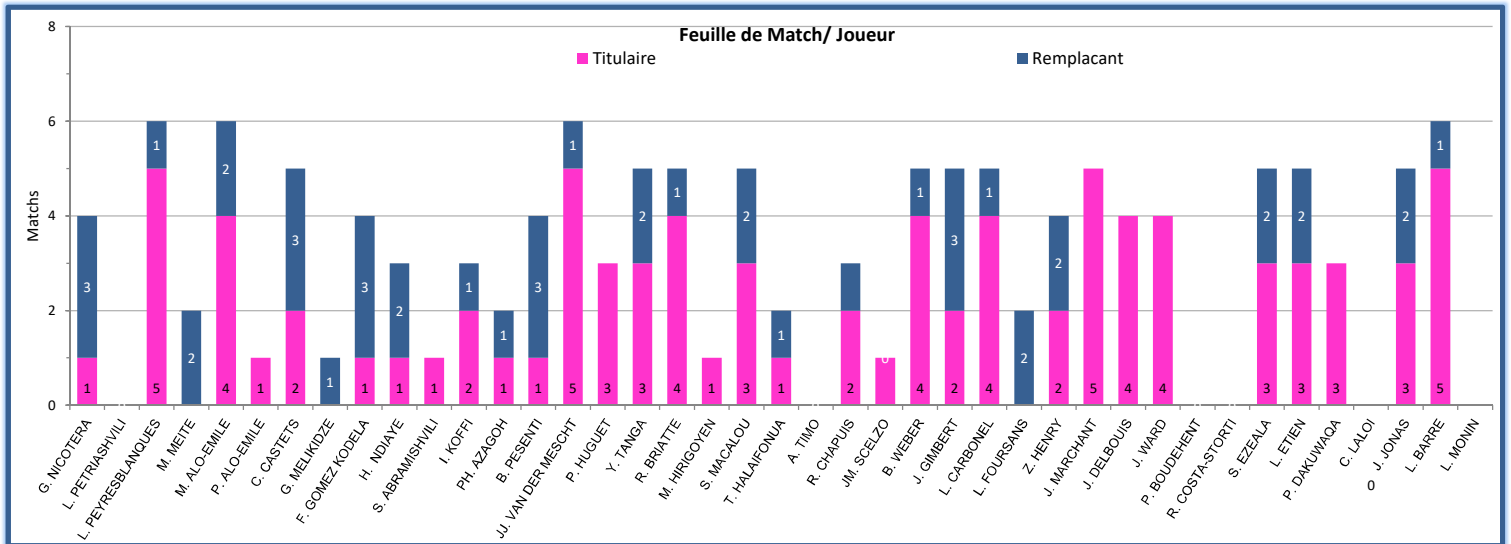
| | | | |
|----|------------------------|------------|------------|
| 1 | P. GABRILLAGUES | 401 | +73 |
| 2 | L. BARRE | 390 | +53 |
| 3 | J. MARCHANT | 372 | +80 |
| 4 | R. BRIATTE | 334 | +63 |
| | B. WEBER | 327 | |
| 6 | J. WARD | 320 | +80 |
| 7 | M. ALO-EMILE | 312 | +40 |
| | L. ETIEN | 299 | |
| | Y. TANGA | 297 | |
| 10 | L. CARBONEL | 296 | +80 |
| 11 | JJ. VAN DER MESCHT | 285 | +55 |
| 12 | S. MACALOU | 283 | +80 |
| 13 | L. PEYRESBLANQUES | 282 | +40 |
| | J. DELBOUIS | 268 | |
| 15 | J. JONAS | 261 | +27 |
| 16 | P. DAKUWAQA | 239 | +80 |
| - | S. EZEALA | 228 | +80 |
| | P. HUGUET | 218 | |
| | Z. HENRY | 185 | |
| 20 | C. CASTETS | 176 | +51 |

> Feuilles de Match (Joués*, Tit., Remp.)

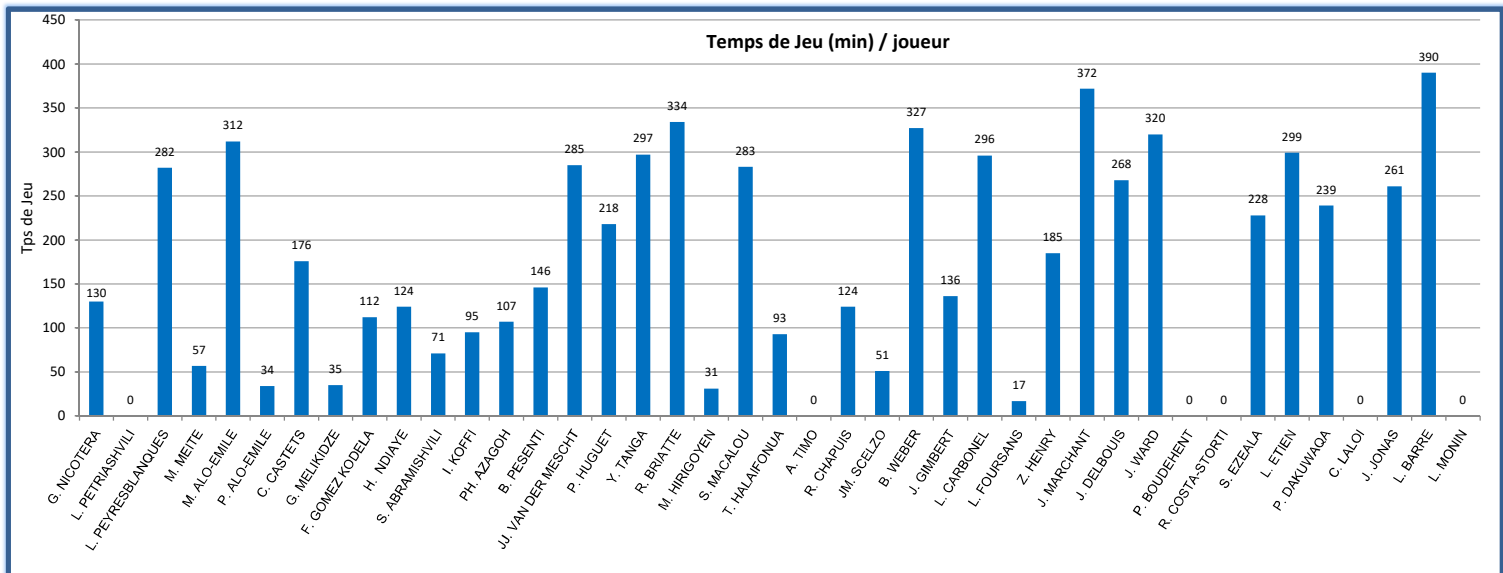
| | | | | |
|----|--------------------|----------|----------|----------|
| 1 | L. BARRE | 6 | 5 | 1 |
| - | JJ. VAN DER MESCHT | 6 | 5 | 1 |
| - | P. GABRILLAGUES | 6 | 5 | 1 |
| - | L. PEYRESBLANQUES | 6 | 5 | 1 |
| 5 | M. ALO-EMILE | 6 | 4 | 2 |
| 6 | J. MARCHANT | 5 | 5 | 0 |
| 7 | L. CARBONEL | 5 | 4 | 1 |
| - | B. WEBER | 5 | 4 | 1 |
| - | R. BRIATTE | 5 | 4 | 1 |
| 10 | J. JONAS | 5 | 3 | 2 |
| - | L. ETIEN | 5 | 3 | 2 |
| - | S. EZEALA | 5 | 3 | 2 |
| - | S. MACALOU | 5 | 3 | 2 |
| - | Y. TANGA | 5 | 3 | 2 |
| 15 | J. GIMBERT | 5 | 2 | 3 |
| - | C. CASTETS | 5 | 2 | 3 |
| 17 | J. WARD | 4 | 4 | 0 |
| - | J. DELBOUIS | 4 | 4 | 0 |
| 19 | Z. HENRY | 4 | 2 | 2 |
| 20 | B. PESENTI | 4 | 1 | 3 |

*: Avec entrée en jeu

> Feuille de Match et Temps de Jeu / Joueur



> Temps de jeu / Joueur



| Nom | Effectif | | | | Matches | | | | Points | | | | | Discipline | | | Attaque | | | Plaquages Défensifs | | |
|--------------------|----------|------|-----|---------|---------|------|----|---------|--------|-----|--------|------|------|----------------------------|-------------------|----------------------|-----------------|---------|-------|---------------------|--------|--|
| | Nat. | JIFF | Age | Poste | J | Tit. | R. | Tps Jeu | Pts | Ess | Trans. | Pen. | Drop | CJ - CR - Pen ¹ | Runs ² | Franch. ³ | DB ⁴ | Effect. | Manq. | % ok | | |
| G. NICOTERA | ITA | × | 28 | Talon. | 4 | 1 | 3 | 130 | | | | | | 1 | 3 | 21 | | 14 | 3 | 82,4% | | |
| L. PETRIASHVILI | GEO | ● | 23 | Talon. | - | - | - | 0 | | | | | | | | | | | | | | |
| L. PEYRESBLANQUES | FRA | ● | 26 | Talon. | 6 | 5 | 1 | 282 | 5 | 1 | | | | 1 | 3 | 34 | 2 | 14 | 48 | 9 | 84,2% | |
| M. MEITE | FRA | ● | 21 | Talon. | 2 | - | 2 | 57 | | | | | | | 1 | 8 | | 1 | 12 | 1 | 92,3% | |
| M. ALO-EMILE | AUS | ● | 24 | Pilier | 6 | 4 | 2 | 312 | | | | | | | 8 | 21 | | 2 | 31 | 0 | 100,0% | |
| P. ALO-EMILE | AUS | × | 32 | Pilier | 1 | 1 | - | 34 | | | | | | | 2 | 4 | | | 7 | 1 | 87,5% | |
| C. CASTETS | FRA | ● | 28 | Pilier | 5 | 2 | 3 | 176 | | | | | | 1 | 9 | 6 | | | 30 | 6 | 83,3% | |
| G. MELIKIDZE | GEO | ● | 28 | Pilier | 1 | - | 1 | 35 | | | | | | | 1 | 1 | | | 6 | 0 | 100,0% | |
| F. GOMEZ KODELA | ARG | × | 39 | Pilier | 4 | 1 | 3 | 112 | | | | | | | 3 | 5 | | | 9 | 0 | 100,0% | |
| H. NDIAYE | FRA | ● | 24 | Pilier | 3 | 1 | 2 | 124 | | | | | | | | 15 | | 1 | 15 | 1 | 93,8% | |
| S. ABRAMISHVILI | GEO | ● | 20 | Pilier | 1 | 1 | - | 71 | 5 | 1 | | | | | | 7 | | 2 | 9 | 4 | 69,2% | |
| I. KOFFI | FRA | ● | 19 | Pilier | 3 | 2 | 1 | 95 | | | | | | | 2 | 2 | | | 17 | 5 | 77,3% | |
| PH. AZAGOH | FRA | ● | 26 | 2eLg. | 2 | 1 | 1 | 107 | | | | | | | 3 | 8 | | 1 | 17 | 3 | 85,0% | |
| B. PESENTI | FRA | ● | 27 | 2eLg. | 4 | 1 | 3 | 146 | | | | | | 1 | 2 | 19 | | | 23 | 7 | 76,7% | |
| JJ. VAN DER MESCHT | AFS | ● | 25 | 2eLg. | 6 | 5 | 1 | 285 | 5 | 1 | | | | | 1 | 49 | | 8 | 31 | 4 | 88,6% | |
| P. HUGUET | FRA | ● | 28 | 3eLg. | 3 | 3 | - | 218 | | | | | | 1 | 4 | 6 | | | 35 | 6 | 85,4% | |
| Y. TANGA | FRA | ● | 27 | 3eLg. | 5 | 3 | 2 | 297 | | | | | | | 5 | 54 | 1 | 8 | 47 | 2 | 95,9% | |
| R. BRIATTE | FRA | ● | 31 | 3eLg. | 5 | 4 | 1 | 334 | | | | | | | 4 | 27 | | | 39 | 9 | 81,3% | |
| M. HIRIGOYEN | FRA | ● | 25 | 3eLg. | 1 | 1 | - | 31 | | | | | | | 1 | 2 | | | 3 | 0 | 100,0% | |
| S. MACALOU | FRA | ● | 29 | 3eLg. | 5 | 3 | 2 | 283 | 15 | 3 | | | | | 4 | 26 | 4 | 9 | 21 | 9 | 70,0% | |
| T. HALAIFONUA | TON | ● | 28 | 3eLg. | 2 | 1 | 1 | 93 | | | | | | | | 16 | 1 | 7 | 11 | 6 | 64,7% | |
| A. TIMO | FRA | ● | 20 | 3eLg. | - | - | - | 0 | | | | | | | | | | | | | | |
| R. CHAPUIS | FRA | ● | 26 | 3eLg. | 3 | 2 | 1 | 124 | | | | | | | | 6 | | | 14 | 3 | 82,4% | |
| JM. SCELZO | ARG | ● | 22 | 3eLg. | 1 | 1 | - | 51 | | | | | | | | 3 | | 2 | 9 | 1 | 90,0% | |
| B. WEBER | NZE | × | 33 | N9 | 5 | 4 | 1 | 327 | 10 | 2 | | | | | 1 | 21 | 2 | 8 | 20 | 2 | 90,9% | |
| J. GIMBERT | FRA | ● | 26 | N9 | 5 | 2 | 3 | 136 | | | | | | | | 1 | | | 12 | 10 | 54,5% | |
| L. CARBONEL | FRA | ● | 25 | N10 | 5 | 4 | 1 | 296 | 27 | | 6 | 5 | | | 1 | 23 | 1 | 5 | 20 | 7 | 74,1% | |
| L. FOURSANS | FRA | ● | 22 | N10 | 2 | - | 2 | 17 | | | | | | | | 1 | | | 2 | 0 | 100,0% | |
| Z. HENRY | ANG | × | 30 | N10 | 4 | 2 | 2 | 185 | 26 | | 4 | 6 | | | 1 | 4 | 1 | 2 | 9 | 2 | 81,8% | |
| J. MARCHANT | ANG | × | 28 | Centre | 5 | 5 | - | 372 | 5 | 1 | | | | | 1 | 19 | 1 | 5 | 20 | 4 | 83,3% | |
| J. DELBOUIS | FRA | ● | 25 | Centre | 4 | 4 | - | 268 | | | | | | | 1 | 19 | 1 | 6 | 27 | 4 | 87,1% | |
| J. WARD | AFS | × | 28 | Centre | 4 | 4 | - | 320 | | | | | | | | 15 | 1 | 2 | 27 | 4 | 87,1% | |
| P. BOUDEHENT | FRA | ● | 26 | Ailier | - | - | - | 0 | | | | | | | | | | | | | | |
| R. COSTA-STORTI | POR | ● | 23 | Ailier | - | - | - | 0 | | | | | | | | | | | | | | |
| S. EZEALA | ESP | ● | 25 | Ailier | 5 | 3 | 2 | 228 | | | | | | | 2 | 19 | 1 | 5 | 12 | 2 | 85,7% | |
| L. ETIEN | FRA | ● | 29 | Ailier | 5 | 3 | 2 | 299 | | | | | | | 1 | 18 | 3 | 7 | 10 | 3 | 76,9% | |
| P. DAKUWAQA | AUS | × | 27 | Ailier | 3 | 3 | - | 239 | 10 | 2 | | | | | 2 | 18 | 3 | 8 | 12 | 6 | 66,7% | |
| C. LALOI | FRA | ● | 21 | Ailier | - | - | - | 0 | | | | | | | | | | | | | | |
| J. JONAS | AFS | ● | 23 | Arriere | 5 | 3 | 2 | 261 | 5 | 1 | | | | 1 | | 29 | 5 | 7 | 10 | 4 | 71,4% | |
| L. BARRE | FRA | ● | 22 | Arriere | 6 | 5 | 1 | 390 | | | | | | | 1 | 49 | 1 | 15 | 14 | 7 | 66,7% | |
| L. MONIN | FRA | ● | 22 | Arriere | - | - | - | 0 | | | | | | | | | | | | | | |

1: Pénalités concédées

3: Franchissements

2: Courses avec Ballon

4: Défenseurs battus